



Control & Signalling



- \varnothing 22mm Pushbuttons, Selector / Key Switches, Pilot Lights & Control Stations
- Complete Range of E-Stop Mushroom Heads
- Fast Easy Single Hand Mount
- Snap-On Contact Blocks

CONTENTS

Control & Signalling

| | |
|---|----|
| Non Illuminated Pushbutton Heads | 4 |
| Illuminated Pushbutton Heads | 5 |
| Mushroom Heads | 6 |
| EN418 Mushroom Heads & Accessories | 7 |
| Non Illuminated Selector / Key Switch Heads | 8 |
| Illuminated Selector Switch Heads | 9 |
| Twin / Triple Touch Heads & Accessories | 10 |
| Contact Blocks, Lampholders & Transformer Blocks | 11 |
| Pilot Lights | 12 |
| Lamps, Neons & LED's | 13 |
| Legend Plates | 14 |
| Technical Specification & Assembly Diagrams | 15 |
| Control Stations Auxibox Range Equipped | 16 |
| Control Stations Auxibox Range Un-equipped | 18 |
| Control Stations Modulbox Range Un-equipped | 19 |



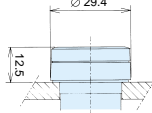

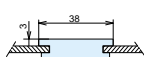
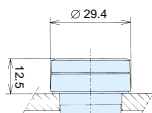
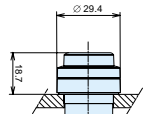



NON ILLUMINATED PUSHBUTTON HEADS IP65

| | Dimensions | Red | Green | Black | Yellow | White | Blue |
|--|--|-------------------------|-------------------------|-------------------------|-------------------|-------------------|-------------------|
| Spring Return | | | | | | | |
| Flush without Engraving  |  | C21AA01 | C21AA02 | C21AA03 | C21AA04 | C21AA05 | C21AA06 |
| Flush with Engraving  |  | C21AA81 C21AA31 * | C21AA82 C21AA32 * | C21AA83 C21AA33 * | - C21AA34 * | - C21AA35 * | - C21AA36 * |
| Super Flush without Engraving  |  (mounts in a 30mm hole) | F24AA01 | F24AA02 | F24AA03 | F24AA04 | F24AA05 | F24AA06 |
| Super Flush with Engraving  |  (mounts in a 30mm hole) | F24AA81 F24AA31 * | F24AA82 F24AA32 * | F24AA83 F24AA33 * | - F24AA34 * | - F24AA35 * | - F24AA36 * |
| Projecting  |  | C21AB01 | C21AB02 | C21AB03 | C21AB04 | C21AB05 | C21AB06 |
| Mushroom Dia 29mm  |  | C21AC01 | C21AC02 | C21AC03 | C21AC04 | - | - |
| Mushroom Dia 40mm  |  | C21AD01 | C21AD02 | C21AD03 | C21AD04 | - | - |
| Mushroom Dia 70mm  |  | C21AE01 | - | C21AE03 | - | - | - |
| Latching (Push Push) | | | | | | | |
| Flush  |  | C21CA01 | C21CA02 | C21CA03 | C21CA04 | C21CA05 | C21CA06 |
| Projecting  |  | C21CB01 | C21CB02 | C21CB03 | C21CB04 | C21CB05 | C21CB06 |

* Please add code for text or symbol required to the end of the part number from the tables on page 14
 Example C21AA36-315 = Flush Blue Pushbutton Engraved "Reset"

ILLUMINATED PUSHBUTTON HEADS IP65

| Spring Return | Dimensions | Red | Green | Transp. | Yellow | White | Blue |
|--|--|---------|---------|---------|---------|---------|---------|
| Flush without Engraving  |  | C21AH10 | C21AH20 | C21AH30 | C21AH40 | C21AH50 | C21AH60 |
| Flush with Engraving  |  | C21AJ10 | C21AJ20 | C21AJ30 | C21AJ40 | C21AJ50 | C21AJ60 |
| Super Flush without Engraving  |  (mounts in a 30mm hole) | F24AH10 | F24AH20 | F24AH30 | F24AH40 | F24AH50 | F24AH60 |
| Super Flush with Engraving  |  (mounts in a 30mm hole) | F24AJ10 | F24AJ20 | F24AJ30 | F24AJ40 | F24AJ50 | F24AJ60 |
| Projecting  |  | C21AK10 | C21AK20 | C21AK30 | C21AK40 | C21AK50 | C21AK60 |
| Latching (Push Push) | Dimensions | Red | Green | Transp. | Yellow | White | Blue |
| Flush  |  | C21CH10 | C21CH20 | C21CH30 | C21CH40 | C21CH50 | C21CH60 |
| Projecting  |  | C21CK10 | C21CK20 | C21CK30 | C21CK40 | C21CK50 | C21CK60 |
| Silicon Shroud IP67 | Dimensions | Red | Green | Transp. | Yellow | Black | Blue |
|  |  | WA0203 | WA0204 | WA0228 | WA0206 | WA0205 | WA0227 |


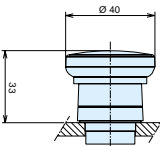


Part numbers beginning C21 have a mat chromed plastic bezel as standard. Other types of bezel are available as shown here. Simply change the start of the part number from C21 to the required type from the table opposite.


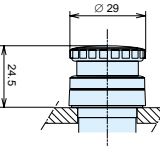

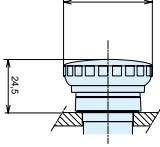

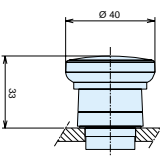
| | |
|-----|---------------------------------|
| C21 | Mat chromed plastic bezel |
| C22 | Black plastic bezel |
| C23 | Grey plastic bezel |
| C24 | Brilliant chromed brass bezel |
| C26 | Brilliant chromed plastic bezel |
| C28 | Mat anodised aluminium bezel |

* Please add code for text or symbol required to the end of the part number from the tables on page 14
 Example C21AJ40-313 = Flush Yellow Pushbutton Engraved "Open"

NON ILLUMINATED MUSHROOM HEADS

| Mushroom Heads | Dimensions | Red | Green | Black | Yellow |
|--|---|---------|---------|---------|---------|
| Dia 29mm, Turn To Reset  |  | C21EC01 | C21EC02 | C21EC03 | C21EC04 |
| Dia 40mm, Turn To Reset 3 x STOP  |  | C23ED11 | - | - | - |
| Dia 40mm, Turn To Reset  |  | C23ED01 | C23ED02 | C23ED03 | C23ED04 |
| Dia 40mm, Pull To Reset  |  | C28DW01 | - | - | - |
| Dia 40mm, Key To Reset  |  | C21GM01 | - | - | - |
| Dia 70mm, Key To Reset  |  | C21GP01 | - | - | - |

ILLUMINATED MUSHROOM HEADS

| Mushroom Heads | Dimensions | Red | Green | Yellow | Opal |
|--|---|---------|---------|---------|---------|
| Dia 29mm, Turn To Reset  |  | C21EL10 | C21EL20 | C21EL40 | C21EL50 |
| Dia 40mm, Turn To Reset  |  | C21EM10 | C21EM20 | C21EM40 | C21EM50 |
| Dia 40mm, Pull To Reset  |  | C28DM10 | C28DM20 | C28DM40 | C28DM50 |

Key reset mushroom heads supplied with 2 keys, profile 455 as standard.
 Key profile 1424A also available at no extra cost. Other profiles available at extra cost, details upon request.

EN418 MUSHROOM HEADS

A complete range of Mushroom Heads conforming to the requirements of EN418 suitable for use in Emergency Stop applications.

| EN418 Mushroom Heads | Dimensions | Red | | | | | | | | | | | | |
|---|------------|--|-------------------------------|---------|--------------------------------|--|--------------------------------|---------|-------------------------------|--|-----------------------------------|---------|-------------------------------|--|
| Dia 40mm, Turn To Reset | | C20ER01 | | | | | | | | | | | | |
| Dia 29mm, Pull To Reset | | C20DQ01 | | | | | | | | | | | | |
| Dia 40mm, Pull To Reset | | C20DR01 | | | | | | | | | | | | |
| Dia 29mm, Key To Reset | | C20GQ01 | | | | | | | | | | | | |
| Dia 40mm, Key To Reset | | C20GR01 | | | | | | | | | | | | |
| Dia 54mm, Pull To Reset, Flag Indicator | | <table style="width: 100%; border-collapse: collapse;"> <tr> <td style="width: 50%;">Off - Red Flag "O" White Text</td> <td style="width: 50%; text-align: right;">C20UA21</td> </tr> <tr> <td>On - Green Flag "I" White Text</td> <td></td> </tr> <tr> <td>Off - Red Flag "O" Yellow Text</td> <td style="text-align: right;">C20UA41</td> </tr> <tr> <td>On - Yellow Flag "I" Red Text</td> <td></td> </tr> <tr> <td>Off - Red Flag "STOP" Yellow Text</td> <td style="text-align: right;">C20UA42</td> </tr> <tr> <td>On - Yellow Flag "I" Red Text</td> <td></td> </tr> </table> | Off - Red Flag "O" White Text | C20UA21 | On - Green Flag "I" White Text | | Off - Red Flag "O" Yellow Text | C20UA41 | On - Yellow Flag "I" Red Text | | Off - Red Flag "STOP" Yellow Text | C20UA42 | On - Yellow Flag "I" Red Text | |
| Off - Red Flag "O" White Text | C20UA21 | | | | | | | | | | | | | |
| On - Green Flag "I" White Text | | | | | | | | | | | | | | |
| Off - Red Flag "O" Yellow Text | C20UA41 | | | | | | | | | | | | | |
| On - Yellow Flag "I" Red Text | | | | | | | | | | | | | | |
| Off - Red Flag "STOP" Yellow Text | C20UA42 | | | | | | | | | | | | | |
| On - Yellow Flag "I" Red Text | | | | | | | | | | | | | | |



Part numbers beginning C21 have a mat chromed plastic bezel as standard. Other types of bezel are available as shown here. Simply change the start of the part number from C21 to the required type from the table opposite.

| | |
|-----|---------------------------------|
| C21 | Mat chromed plastic bezel |
| C22 | Black plastic bezel |
| C23 | Grey plastic bezel |
| C24 | Brilliant chromed brass bezel |
| C26 | Brilliant chromed plastic bezel |
| C28 | Mat anodised aluminium bezel |

Key reset mushroom heads supplied with 2 keys, profile 455 as standard.
Key profile 1424A also available at no extra cost. Other profiles available at extra cost, details upon request.

MUSHROOM HEAD ACCESSORIES

Metal Legend Plates

| | | |
|--|------------------------------|----------|
| | Dia 60mm "EMERGENCY STOP" | WE16-300 |
| | Dia 80mm "EMERGENCY STOP" | WE00-300 |
| | Dia 60mm Without text | WE16 |
| | Dia 80mm Without text | WE00 |

Extended Bezel

| | | |
|--|--|--------|
| | Low version suitable for use with C23ED01 C21GM01 C21EC01 C28DW01 | WA0239 |
| | High version suitable for use with C20DR01 C20DQ01 | WA0240 |

NON ILLUMINATED SELECTOR / KEY SWITCH HEADS


| Position | Small Handle | Lever Handle | Key Operated | Key Operated |
|--------------------------------------|--------------|--------------|-----------------------|---------------------------|
| Black Handle Mat Chromed Bezel | | | | |
| | C21KA03 | C21KP03 | Key Free 0 C21LA00 | Key Free 0 - 1 - |
| | C21KB03 | C21KQ03 | - | - |
| | C21KC03 | C21KR03 | C21LC00 | - |
| | C21KD03 | C21KS03 | C21LD00 | - |
| | C21KE03 | C21KT03 | - | C21LG00 |
| | C21KF03 | - | C21LF00 | C21LH00 |
| | C21MA03 | C21MR03 | C21NA00 | - |
| | C21MB03 | C21MS03 | - | - |
| | C21MC03 | C21MT03 | C21NC00 | - |
| | C21MD03 | C21MU03 | C21ND00 | - |
| | C21MK03 | - | - | C21NK00 Key Free 1-0-2 |
| Dimensions | | | | |



All of the selector switch heads on this page are black in colour with a white index. Other colours are available as shown here. Simply change the end of the part number from 03 to the required type from the table opposite.

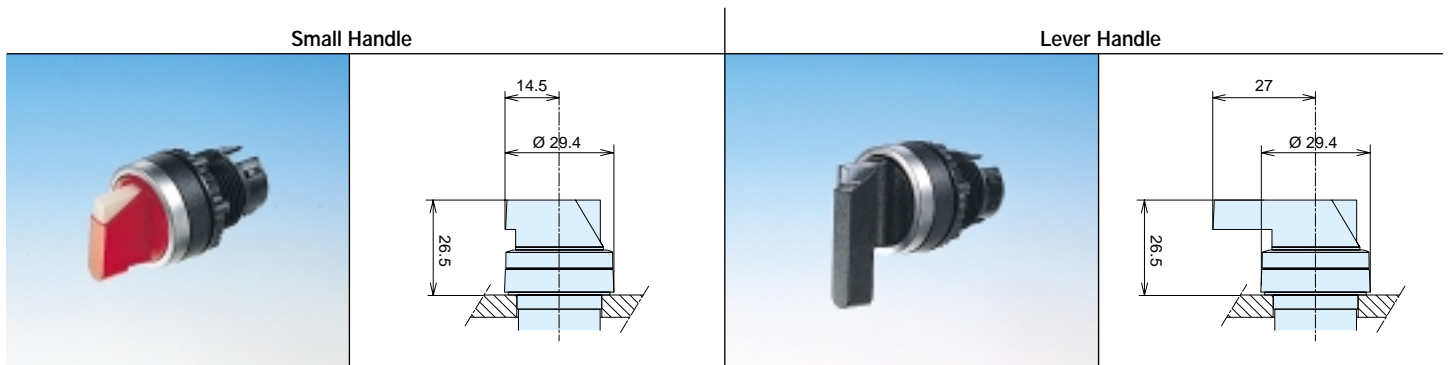
| Code | Colour |
|------|--------|
| 01 | Red |
| 02 | Green |
| 03 | Black |
| 08 | Grey |

WORKING DIAGRAM OF CONTACTS



Key switches supplied with 2 keys, profile 455 as standard. Key profile 1424A also available at no extra cost. Other profiles available at extra cost, details upon request.

ILLUMINATED SELECTOR SWITCH HEADS



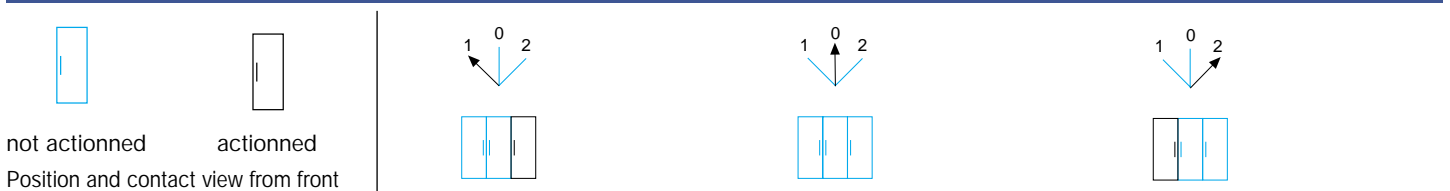
| Position | Handle | Red | Green | Black | Yellow | Blue |
|----------|-------------|--------------|--------------|--------------------|--------------|--------------|
| | Small Lever | C21KG51 - | C21KG52 - | C21KG53 C21KV53 | C21KG54 - | C21KG56 - |
| | Small Lever | C21KJ51 - | C21KJ52 - | C21KJ53 C21KX53 | C21KJ54 - | C21KJ56 - |
| | Small Lever | C21KK51 - | C21KK52 - | C21KK53 C21KY53 | C21KK54 - | C21KK56 - |
| | Small Lever | C21KM51 - | C21KM52 - | C21KM53 - | C21KM54 - | C21KM56 - |
| | Small Lever | C21ME51 - | C21ME52 - | C21ME53 C21ML53 | C21ME54 - | C21ME56 - |
| | Small Lever | C21MF51 - | C21MF52 - | C21MF53 C21MM53 | C21MF54 - | C21MF56 - |
| | Small Lever | C21MG51 - | C21MG52 - | C21MG53 C21MN53 | C21MG54 - | C21MG56 - |
| | Small Lever | C21MH51 - | C21MH52 - | C21MH53 C21MP53 | C21MH54 - | C21MH56 - |
| | Small Lever | C21MJ51 - | C21MJ52 - | C21MJ53 - | C21MJ54 - | C21MJ56 - |



Part numbers beginning C21 have a mat chromed plastic bezel as standard. Other types of bezel are available as shown here. Simply change the start of the part number from C21 to the required type from the table opposite.

| | |
|-----|---------------------------------|
| C21 | Mat chromed plastic bezel |
| C22 | Black plastic bezel |
| C23 | Grey plastic bezel |
| C24 | Brilliant chromed brass bezel |
| C26 | Brilliant chromed plastic bezel |
| C28 | Mat anodised aluminium bezel |

WORKING DIAGRAM OF CONTACTS



Illuminated switches in Red, Green, Yellow & Blue have coloured transparent handle with translucent white index
 Illuminated switches in Black have solid black handle with transparent colourless index

SPRING RETURN TWIN & TRIPLE TOUCH BUTTONS IP40

| Without Indicator Light | | | | With Indicator light | |
|-------------------------|---------|---------|---------|----------------------|---------|
| | | | | | |
| | | | | | |
| V62QA02 | V62QB02 | V62QA11 | V62B051 | V62QH02 | V62QK02 |

Other versions available please enquire for further details

Silicon Shroud (IP67)



WA0223
For Projecting Twin/Triple Touch



WA0224
For Non Projecting Twin/Triple Touch

PUSHBUTTON ACCESSORIES

| Adjustable Push/Reset Button | | Button For Potentiometer | |
|------------------------------|---|--|--|
| | <p> $\text{Ø} 29.4$ 20.8 $\text{Ø} 20$ $L = 26\text{mm} - 63\text{mm}$ Travel = 11mm Other lengths available upon request </p> | <p> Red C21HA01 Green C21HA02 Black C21HA03 Yellow C21HA04 Blue C21HA06 </p> | <p> $\text{Ø} 29.4$ 22 </p> <p>Suitable for Potentiometer with Dia. 6-6.35mm shaft 46-51mm long</p> |
| | | | C21RP03 |

| Toggle Switch 2 Position | Padlockable Cap For Pushbuttons | Blanking Plug For Dia 22mm Hole | Super Flush Adaptor Kit |
|--------------------------|---------------------------------|---------------------------------|-------------------------|
| | | | |
| | | | |
| Stable Spring Return | WA0226 | Black WA0229 Grey WA0215 | WKS024 |
| C21PA03 C21PB03 | | | |

| Square Bezel | Din Rail Adaptor | Extended Bezel | Anti Rotation Ring | Pushbutton Fixing Tool | Lamp Extractor |
|----------------------------------|------------------|----------------|--------------------|------------------------|----------------|
| | | | | | |
| Bezel WA0230 End Piece WA0231 | WA0238 | WA0225 | WA0209 | WA0234 | WA0201 |

CONTACT MODULES & LAMPHOLDERS

| N/C Contact | N/O Contact | N/C & N/O Contact | Lampholder | Lampholder |
|-------------|-------------|--------------------------------------|-------------------------------------|--------------------------------------|
| | | | | |
| | | | | |
| 23E01 | 23E10 | For Use With 234E Clip Only 23E11 | Direct Supply 400V/2.6W Max 23EA | 230V Supply 130V/2.6W Lamp 23ECJG |

CLIPS

| Single Clip | 3 Module Clip | Clip For 23E11 | Side Clip | Second Row Clip |
|-------------|---------------|---|-----------|-----------------|
| | | | | |
| 230E | 233E | For Use With 23E11 Contact Block Only 234E | 235E | 236E |

COMPLETE CONTACT BLOCKS

Without Lampholder For Non Illuminated Switches

| | | | | |
|----------------------------------|----------------------------------|------------------------------------|--|------------------------------------|
| | | | | |
| 1 x N/C Single Clip 230E01 | 1 x N/O Single Clip 230E10 | 2 x N/C 3 Module Clip 233E02 | 1 x N/C + 1 x N/O 3 Module Clip 233E11 | 2 x N/O 3 Module Clip 233E20 |

With 23EA Lampholder (Direct Supply 400V/2.6W Max) For Illuminated Switches

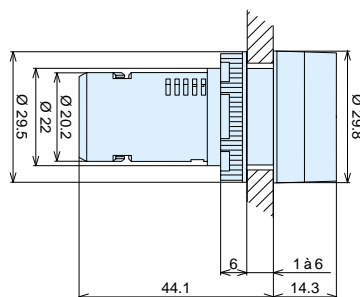
| | | | | |
|-------------------------------------|-------------------------------------|-------------------------------------|---|-------------------------------------|
| | | | | |
| 1 x N/C 3 Module Clip 233EA01 | 1 x N/O 3 Module Clip 233EA10 | 2 x N/C 3 Module Clip 233EA02 | 1 x N/C + 1 x N/O 3 Module Clip 233EA11 | 2 x N/O 3 Module Clip 233EA20 |

TRANSFORMER BLOCKS

| Type | | 130V - 6V | 240V - 6V | 400V - 6V | 130V - 12V | 240V - 12V | 400V - 12V |
|------|---|-----------|-----------|-----------|------------|------------|------------|
| | For illuminated pushbutton or selector switch Side / rear mounted on 235E / 236E | 23EGA | 23EJA | 23ELA | 23EGB | 23EJB | 23ELB |
| | For pilot light lenses C20SAxx / C20SBxx only Supplied complete with 233E clip | 233EVGA | 233EVJA | 233EVLA | 233EVGB | 233EVJB | 233EVLB |

Please note all contact modules and complete contact blocks are supplied with open screw terminals as standard. Please enquire for details of faston connector & pcb mount contact blocks as well as gold plate contacts for low level signal switching.

ONE PIECE PILOT LIGHTS


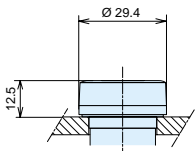

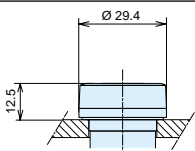


- Simple low cost one piece pilot lights
- Noticeably better brightness through optimal positioning of the lamp
- Fluted lens version recommended for use with filament lamps & neon's
- Smooth lens version recommended for use with LED's
- Resistor & diode version allows a 230V supply with a 130V 2.6W filament lamp

| | Red | Green | Transp. | Yellow | White | Blue |
|---|----------|----------|----------|----------|----------|----------|
| Fluted lens - Direct supply Supply up to 400V / 2.6W Max (Filament lamp / neon not included) | S20SA10 | S20SA20 | S20SA30 | S20SA40 | S20SA50 | S20SA60 |
| Smooth lens - Direct supply Recommended for LED up to 230V (LED not included) | S20SB10 | S20SB20 | S20SB30 | S20SB40 | S20SB50 | S20SB60 |
| Fluted lens - Built in resistor & diode Supply 230V for filament lamp 130V (Inclusive of 130V 2.6W filament lamp) | S20JA10C | S20JA20C | S20JA30C | S20JA40C | S20JA50C | S20JA60C |






- Notes:
- (1) Direct supply versions recommended to be used with filament lamps up to 130V maximum
 - (2) For 230V requirements use neon lamps or the built in resistor & diode version
 - (3) When using LED's use the smooth lens version which also has a diffuser under the coloured lens that greatly improves the luminosity
 - (4) When using LED's ensure that you match the colour of the LED to the colour of the lens

PILOT LIGHT LENSES

| Type | Red | Green | Transp. | Yellow | White | Blue |
|--|---------|---------|---------|---------|---------|---------|
|   | C20SA10 | C20SA20 | C20SA30 | C20SA40 | C20SA50 | C20SA60 |
|   | C20SB10 | C20SB20 | C20SB30 | C20SB40 | C20SB50 | C20SB60 |

For WE18 Text/Symbol Insert see page 14.

LAMPHOLDERS & ACCESSORIES

| Lampholder & Clip Direct Supply 400V Max | Lampholder & Clip 230V Supply 130V Lamp | Empty Module | Diode Module Single Diode | Diode Module Two Diodes |
|--|---|---|--|---|
|  |  |  |  |  |
| 230EA | 230ECJG | 23EX | 23ET | 23ETT |

FILAMENT LAMPS Ba9s DIA 10 X 28 MM


| Voltage (V) | Current (mA) | Power (W) | Average life (Hours) | Part Number |
|-------------|--------------|-----------|----------------------|-------------|
| 6 | 200 | 1.2 | 15,000 | WDL006 |
| 12 | 166 | 2 | 3,000 | WDL012 |
| 24 | 83 | 2 | 10,000 | WDL024 |
| 30 | 66 | 2 | 10,000 | WDL030 |
| 48 | 41 | 2 | 5,000 | WDL048 |
| 130 | 20 | 2.6 | 2,000 | WDL130 |

NEON LAMPS Ba9s DIA 10 X 28 MM


| Voltage (V) | Current (mA) | Average life (Hours) | Colour | Part Number |
|-------------|--------------|----------------------|--------|-------------|
| 115 | 2.5 | 25,000 | Orange | WDN127 |
| 115 | 1.2 | 25,000 | Green | WDF127 |
| 230 | 2.5 | 25,000 | Orange | WDN220 |
| 230 | 1.2 | 25,000 | Green | WDF220 |

STAR LED LAMPS Ba9s DIA 10 X 25 MM


| Voltage (V) | Current (mA) | Red | Green | Yellow | Blue | White |
|-------------|--------------|---------|---------|---------|---------|---------|
| 12 AC/DC | 15 | LED12R | LED12G | LED12Y | LED12B | LED12W |
| 24 AC/DC | 15 | LED24R | LED24G | LED24Y | LED24B | LED24W |
| 130 AC | 5 | LED130R | LED130G | LED130Y | LED130B | LED130W |
| 230 AC | 3 | LED230R | LED230G | LED230Y | LED230B | LED230W |

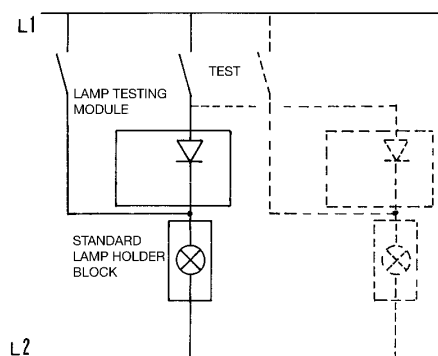
MEGA STAR LED LAMPS Ba9s DIA 10 X 25 MM


| Voltage (V) | Current (mA) | Red | Green | Yellow | Blue | White |
|-------------|--------------|----------|----------|----------|----------|----------|
| 24 AC/DC | 17 | MLED24R | MLED24G | MLED24Y | MLED24B | MLED24W |
| 130 AC | 5 | MLED130R | MLED130G | MLED130Y | MLED130B | MLED130W |
| 230 AC | 3 | MLED230R | MLED230G | MLED230Y | MLED230B | MLED230W |

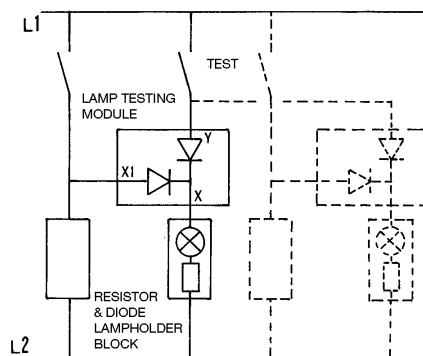
All of the LED lamps above have a lifetime in excess of 100,000 hours

CONNECTION DIAGRAMS FOR LAMP TESTING MODULE


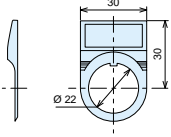

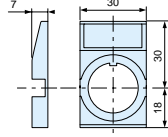

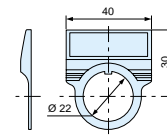

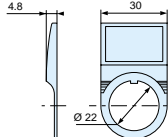

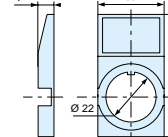
With 1 Diode (part number 23ET) For direct supply 6-130V (Lampholder 23EA)



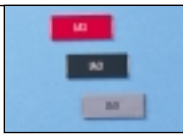




With 2 Diodes (part number 23ETT) For 230V supply 130V lamp (Lampholder 23ECJG)



LEGEND PLATES
Frames For Legend Plates

| | | | | |
|--|--|--|--|--|
|  30mm x 45mm For Plate Type IA  |  30mm x 48mm For Plate Type IA  |  40mm x 45mm For Plate Type IB  |  30mm x 50mm For Plate Type IE  |  30mm x 53mm For Plate Type IE  |
| WP3 | WP4 | WG3 | WP5 | WP6 |











Legend Plate Inserts











| | IA | IB | IE | WE15 | WE18 |
|--------------------|---|---|--|---|---|
| |  |  |  |  |  |
| | 26mm x 10.5mm Frame WP3 / WP4 | 36mm x 10.5mm Frame WG3 | 26mm x 16mm Frame WP5 / WP6 | Dia 17mm Pushbutton Insert | Dia 22mm Lamp Lens Insert |
| No Of Rows | 1 - 2 | 1 - 2 | 1 - 2 - 3 | 1 - 2 | 1 - 2 |
| Characters Per Row | 13 | 18 | 13 | 8 | 8 |
| Character Height | 3mm | 3mm | 3mm | 3mm | 3mm |
| Red | IA1 | IB1 | IE1 | - | - |
| Black | IA3 | IB3 | IE3 | - | - |
| Transparent | IA7 | IB7 | IE7 | WE15 | WE18 |
| Aluminium | IA9 | IB9 | IE9 | - | - |











Standard Text

| Text | Code | Text | Code | Text | Code | Text | Code |
|---------|------|-----------------|------|----------|------|---------------|------|
| Alarm | 521 | Hand - 0 - Auto | 591 | Power On | 330 | Start | 301 |
| Auto | 513 | Hand - Auto | 583 | Raise | 307 | Stop | 302 |
| Close | 314 | Jog | 328 | Reset | 315 | Tripped | 3327 |
| Down | 336 | Lower | 308 | Reverse | 306 | Up | 335 |
| Fast | 310 | Off | 304 | Run | 327 | 0 - I | 081 |
| Forward | 305 | On | 303 | Running | 3326 | 0 - I - Start | 093 |
| Hand | 524 | Open | 313 | Slow | 309 | I - 0 - II | 091 |










Standard Symbols ISO / DIN

| Description | Symbol | Code |
|--|---|------|
| Continuous straight line movement ISO1 |  | A01 |
| Alternating straight line movement ISO 5 |  | A05 |
| Continuous rotating movement clockwise ISO 7A/DIN 100 |  | A07 |
| Continuous rotating mov. anti clockwise ISO 7B |  | B07 |
| Forward ISO 16 |  | A16 |
| Increase in value ISO 28 |  | A28 |
| Decrease in value ISO 29 |  | A29 |
| Adjustable ISO 62 |  | A62 |
| Clamp, block apply pressure ISO 63A |  | A63 |
| Clamp, block apply pressure ISO 63B |  | B63 |

| Description | Symbol | Code |
|---|---|------|
| Unclamp, release ISO 64A |  | A64 |
| Unclamp, release ISO 64D |  | B64 |
| Brake ISO 65 |  | A65 |
| Release brake ISO 66 |  | A66 |
| Automatic cycle (or semi automatic) ISO 67 |  | A67 |
| Manual control ISO 68 |  | A68 |
| <<ON>> Close circuit ISO 69 |  | A69 |
| <<STOP>> Open circuit ISO 70 |  | A70 |
| ON/OFF close + open circuit ISO71 |  | A71 |
| Close circuit manual impulse ISO 72/ DIN 168 |  | A72 |

| Description | Symbol | Code |
|---|---|------|
| Clutch ISO 74/ DIN 46 |  | A74 |
| De-clutch ISO 75/ DIN 45 |  | A75 |
| Warning <<Live>> (energised) ISO 92 / DIN 45 |  | A92 |
| Main switch ISO 94 |  | A94 |
| Lubrication jet ISO 101 |  | C01 |
| Machine lighting ISO 102/ DIN 139 |  | C02 |
| Greasing ISO 107/DIN 175 |  | C07 |
| Blow ISO 108/ DIN 264 |  | C08 |
| Suction ISO 109/ DIN 264 |  | C09 |
| (Sound) Alarm DIN 155 |  | D01 |

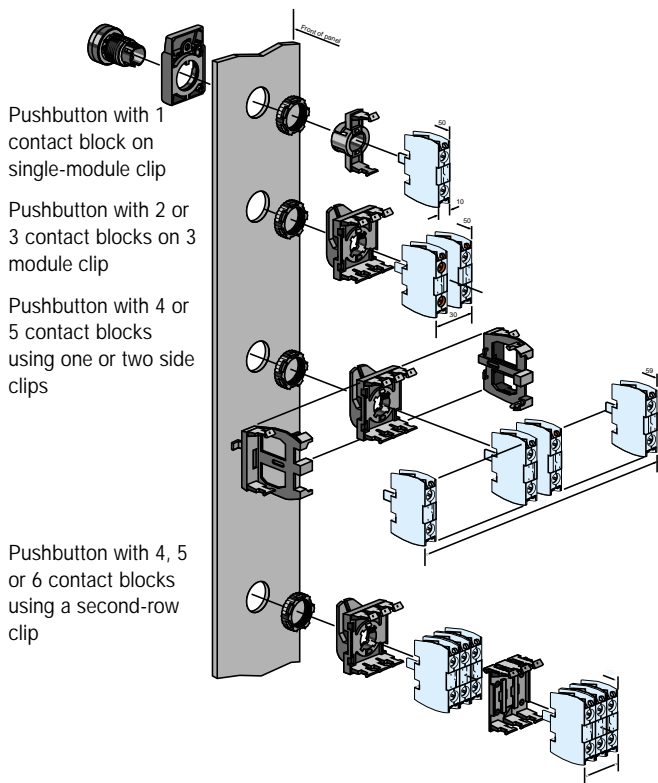
Additional Standard Symbols

| | | | | | | | | |
|---|---|---|---|---|---|--|---|---|
|  |  |  |  |  |  |  |  |  |
|---|---|---|---|---|---|--|---|---|

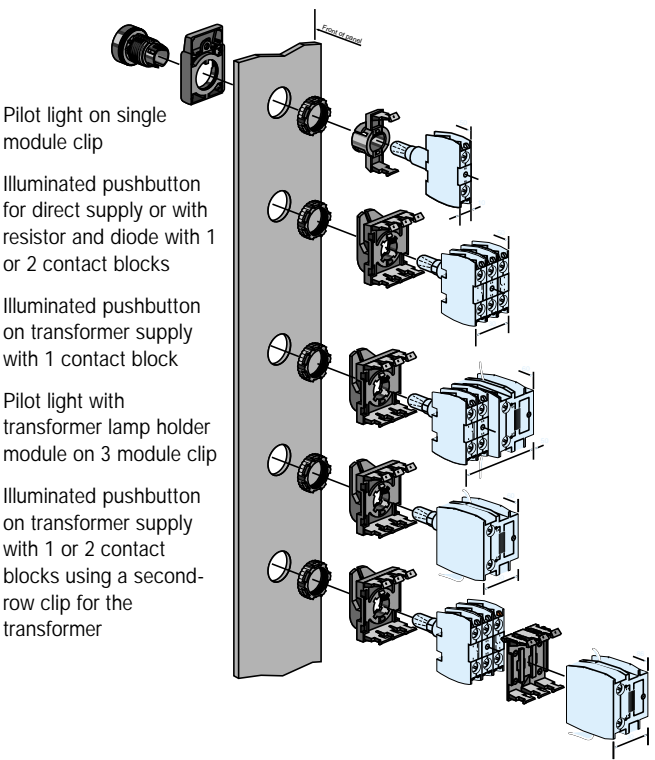
TECHNICAL SPECIFICATION

| | | | | |
|--|------|------|--|------------------|
| Max Thermal Current (I _{th}) A | 16 | | Low Level | 5 mA @ 24 VDC |
| Insulation Voltage (U _i) VAC | 690 | | Impulse Withstand (U _i) KV | 6 |
| Rated AC Current (I _e) A | AC21 | AC15 | Temperature Limits | Deg C |
| 230 VAC | 14 | 6 | Operating | -30 - +60 |
| 400 VAC | 12 | 4.5 | Storage | -50 - +80 |
| 440 VAC | 11 | 3.5 | Electrical Life (AC1) A | x10 ⁶ |
| 500 VAC | 10 | 2.5 | 2 | 3 |
| 690 VAC | 6 | 1 | 6 | 1 |
| Rated DC Current (I _e) A | - | DC13 | 10 | 0.5 |
| 24 VDC | - | 1.5 | | |
| 48 VDC | - | 1 | | |
| 60 VDC | - | 0.7 | | |
| 110 VDC | - | 0.3 | | |
| 230 VDC | - | 0.2 | | |
| | | | Mechanical Life | x10 ⁶ |
| | | | Spring Return Buttons | 3 |
| | | | Other Buttons | 1 |
| | | | Max Bulb Power | 2.6w |
| | | | Ingress Protection | IP |
| | | | Standard | 65 |
| | | | Twin/Triple Touch | 40 |
| | | | Silicon Shroud | 67 |
| | | | Approvals: | |
| | | | | |

ASSEMBLY EXAMPLES FOR NON-ILLUMINATED PUSH BUTTONS

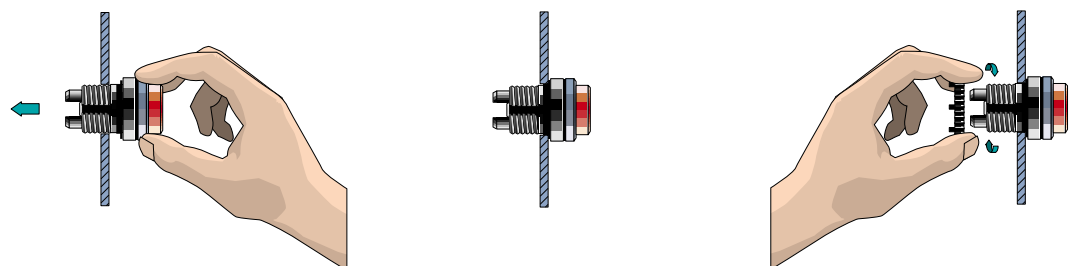


ASSEMBLY EXAMPLES FOR ILLUMINATED PUSH BUTTONS AND PILOT LIGHTS



Single Handed Mounting











For easier and quicker assembly all of the auxibloc heads are rounded with an autogrip ring. This ring ensures that the head is held securely in place on the panel and affords one-man mounting even on large scale panels. In addition this ring reduces the risk of the head-turning when the locking ring is tightened up thus avoiding the necessity for later re-alignment of the heads.



AUXIBOX EQUIPPED CONTROL STATIONS IP65

| Type | Function | Colour | Text/Symbol | Contacts | Part Number |
|---|--------------------|-----------------------|---|--|-------------|
|  | START | Green |  | 1 x NO (Rear Mounted) | BX101-10 |
|  | STOP | Red |  | 1 x NC (Rear Mounted) | BX106-10 |
|  | STOP | Red |  | 1 x NC (Rear Mounted) | BX102-10 |
|  | OFF-ON | Black |  | 1 x NO (Rear Mounted) | BX125-10 |
|  | OFF-ON | Black |  | 1 x NO (Rear Mounted) | BX126-10 |
|  | START STOP | Green Red |  | 1 x NO 1 x NC (Rear Mounted) | BX201-20 |
|  | UP STOP DOWN | Green Red Green |  | 1 x NO 1 x NC 1 x NO (Rear Mounted) | BX304-30 |
|  | UP STOP DOWN | Green Red Green |  | 1 x NO 1 x NC 1 x NO (Rear Mounted) | BX3088-30 |
|  | E STOP | Red | EMERGENCY STOP | 1 x NC (Rear Mounted) | BX105-10 |
|  | E STOP | Red | EMERGENCY STOP | 2 x NC (Rear Mounted) | BX105-20 |

AUXIBOX EQUIPPED CONTROL STATIONS IP65

| | Type | Function | Colour | Text/Symbol | Contacts | Part Number |
|---|---|----------|--------|---------------------------------|-------------------------------|-------------|
|  | Mushroom Head, Dia 40mm, Turn to Reset, Fulfils EN418 | E STOP | Red | EMERGENCY STOP | 1 x NC (Rear Mounted) | BX173-01 |
|  | Mushroom Head, Dia 40mm, Turn to Reset, Fulfils EN418 | E STOP | Red | EMERGENCY STOP | 2 x NC (Rear Mounted) | BX173-02 |
|  | Mushroom Head, Dia 40mm, Pull to Reset, Fulfils EN418 | E STOP | Red | EMERGENCY STOP | 1 x NC (Rear Mounted) | BX153-01 |
|  | Mushroom head, Dia 40mm, Pull to Reset, Fulfils EN418 | E STOP | Red | EMERGENCY STOP | 2 x NC (Rear Mounted) | BX153-02 |
|  | Mushroom Head, Dia 40mm, Key to Reset, Fulfils EN418 | E STOP | Red | EMERGENCY STOP | 1 x NC (Rear Mounted) | BX113-01 |
|  | Mushroom Head, Dia 40mm, Key to Reset, Fulfils EN418 | E STOP | Red | EMERGENCY STOP | 2 x NC (Rear Mounted) | BX113-02 |
|  | Mushroom Head, Dia 54mm, Pull to Reset with Indicator Flag, Fulfils EN418 | E STOP | Red | | 1 x NC (Rear Mounted) | BX131-01 |
|  | Mushroom Head, Dia 54mm, Pull to Reset with Indicator Flag, Fulfils EN418 | E STOP | Red | | 2 x NC (Rear Mounted) | BX131-02 |
|  | Mushroom Head, Dia 40mm, Pull to Reset, Fulfils EN418 | E STOP | Red | EMERGENCY STOP PULL TO RESET | 1 x NC (Front Mounted) | BX1214-10 |
|  | Mushroom Head, Dia 54mm, Pull to Reset with Indicator Flag, Fulfils EN418 | E STOP | Red | EMERGENCY STOP PULL TO RESET | 1 x NC (Front Mounted) | BX1215-10 |

AUXIBOX UN-EQUIPPED CONTROL STATIONS IP65


- Compact and easy to install
- Accepts standard pushbuttons & Indicators
- Front or rear mount contacts
- IP65

| Empty Control Station | Holes | Plastic |
|-----------------------|-------|---------|
| Grey lid | 1 | BX0100 |
| Grey lid | 2 | BX0200 |
| Grey lid | 3 | BX0300 |
| Grey lid | 5 | BX0500 |
| Yellow lid | 1 | BX0100J |

CONTACT MODULES & LAMPHOLDERS

| Type | Symbol | Description | Part Number |
|------|------------------|--|-------------|
| | 11 12 | Normally closed contact for rear mount | ZA5 |
| | 13 14 | Normally open contact for rear mount | ZB5 |
| | X1 X2 | Lamp holder for direct supply 400V/2.6W max for rear mount | Z3XD5 |
| | X1 X2 | Lamp holder with built in resistor and diode for 230V supply to 130V/2.6W lamp for rear mount | Z3XE5 |
| | 11 12 11 12 | Normally closed contacts for front mount | 1 x NC |
| | | | Z1AX1 |
| | | | 2 x NC |
| | | | Z1AA1 |

Notes (1) Each position can have up to 2 contacts or 1 lampholder only.

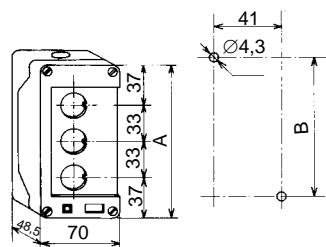
(2) Illuminated pushbuttons can not be fitted because it is not possible to fit a contact module and a lampholder in the same position.

(3) Normally closed contacts for front mount can be used in emergency stop applications where the contacts must stay with the actuator when the lid is removed.

(4) Electrical characteristics are the same as for standard contacts, see page 15.

DIMENSIONS AND DRILL PLAN

Dimensions (mm)



| | 1 Hole | 2 Hole | 3 Hole | 5 Hole |
|-------|--------|--------|--------|--------|
| Dim A | 74 | 107 | 140 | 206 |
| Dim B | 64 | 94 | 127 | 193 |

Cable Entry - 3 push in for PG13

MODULBOX UN-EQUIPPED CONTROL STATIONS IP65


- Robust heavy duty station
- Plastic or aluminium
- Accepts standard pushbuttons and indicators
- Front or rear mount contacts
- Illuminated pushbuttons possible
- IP65

| Empty Control Station | Holes | Aluminium | Plastic |
|-----------------------|-------|-----------|----------|
| Grey lid | 1 | BFV0100 | BPV0100 |
| Grey lid | 2 | BFV0200 | BPV0200 |
| Grey lid | 3 | BFV0300 | BPV0300 |
| Grey lid | 5 | BFV0500 | BPV0500 |
| Yellow lid | 1 | BFVJ0100 | BPVJ0100 |

CONTACT MODULES & LAMPHOLDERS

| Type | Symbol | Description | Part Number |
|------|--------|---|-------------|
| | 11 12 | Normally closed contact for rear mount | 23S01 |
| | 13 14 | Normally open contact for rear mount | 23S10 |
| | X1 X2 | Lampholder for direct supply 400V/2.6W max for rear mount | 23SA |
| | 11 12 | Normally closed contact for front mount | 23E01 |
| | 13 14 | Normally open contact for front mount | 23E10 |
| | X1 X2 | Lampholder for direct supply 400V/2.6W max for front mount | 23EA |

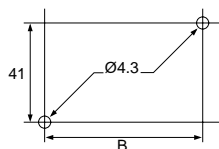
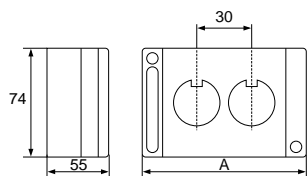
Notes (1) Each position can have up to 3 contacts or 1 lampholder and up to 2 contacts.
 (2) The rear mount contacts need to be fitted to a rear mount clip part number 233S which comes supplied with each empty control station.

(3) The front mount contacts are standard versions from the pushbutton range and need to be fitted to a standard 3 way clip part number 233E and must be ordered separately.

(4) Electrical characteristics are the same as for standard contacts. See page 15.

DIMENSIONS AND DRILL PLAN

Dimensions (mm)



| | 1 Hole | 2 Hole | 3 Hole | 5 Hole |
|-------|--------|--------|--------|--------|
| Dim A | 106 | 106 | 145 | 195 |
| Dim B | 90 | 90 | 128 | 178 |

Cable Entry - 1 screw cut for PG16

Tel 0131 448 2828 Fax 0131 448 2880
e-mail: sales@lpc-uk.com



The Panel Products Catalogue



2001
PRICE
LISTS

1. Control & Signalling
2. Camswitches
3. Switch Disconnectors
4. Residual Current Circuit Breakers
5. Relays
6. Timers
7. Control Relays
8. Counters
9. Solid State Relays
10. Solid State Interface Relays
11. Signal Towers, Beacons & Sounders
12. Footswitches

A u t o m a t i o n & C o n t r o l
S p e c i a l i s t s

and a whole lot more!

BACO PUSHBUTTON 2001

| ITEM NO. | DESCRIPTION | SALE PRICE 01 |
|-----------------|--------------------------------|----------------------|
| 1424A | KEY 1424A | £3.26 |
| 223E | PCB 3 MODULE CLIP | £0.38 |
| 22P10 | PCB N/O PIN STYLE CONTACT | £3.44 |
| 22PA | PCB LAMP HOLDER PIN STYLE | £3.52 |
| 22PE | PCB 'U' HOLDER FOR SHORT PIN | £1.52 |
| 230E | SINGLE MODULE CLIP | £0.19 |
| 230E01 | CONTACT BLOCK NC + CLIP | £1.70 |
| 230E10 | CONTACT BLOCK NO + CLIP | £1.70 |
| 230EA | LAMPHOLDER 400V MAX | £2.28 |
| 230ECJG | LAMPHOLDER 230V (130V BULB) | £4.56 |
| 231E | OLD STYLE SINGLE MODULE CLIP | £0.19 |
| 233E | 3 MODULE CLIP | £0.38 |
| 233E02 | CONTACT BLOCK 2 NC+CLIP | £3.38 |
| 233E03 | CONTACT BLOCK 3 NC+CLIP | £4.85 |
| 233E11 | CONTACT BLOCK NO+NC+CLIP | £3.38 |
| 233E20 | CONTACT BLOCK 2 NO+CLIP | £3.38 |
| 233EA01 | CONTACT BLOCK NC+LAMP+CLIP | £3.96 |
| 233EA02 | CONTACT BLOCK 2 NC+LAMP+CLIP | £5.43 |
| 233EA10 | CONTACT BLOCK NO+LAMP+CLIP | £3.96 |
| 233EA11 | CONTACT BLOCK NO+NC+LAMP+CLIP | £5.43 |
| 233EA20 | CONTACT BLOCK 2 NO+LAMP+CLIP | £5.43 |
| 233EAFA | TRANSFORMER 110-6V, 23EA+233E | £14.32 |
| 233EAT | LAMPHOLDER 400V MAX + DIODE | £4.41 |
| 233EVGA | TRANSFORMER LAMP 130-6V, 233E | £10.29 |
| 233EVGB | TRANSFORMER LAMP 130-12V, 233E | £10.29 |
| 233EVJA | TRANSFORMER LAMP 230-6V, 233E | £10.29 |
| 233EVJB | TRANSFORMER LAMP 230-12V, 233E | £10.29 |
| 233EVLA | TRANSFORMER LAMP 400-6V, 233E | £10.29 |
| 233S | REAR CLIP FOR BPV/BFV BOX'S | £0.20 |
| 234E | 3 MODULE CLIP FOR 23E11 | £0.38 |
| 235E | ADDITIONAL SIDE CLIP | £0.36 |
| 236E | ADDITIONAL SECOND ROW CLIP | £0.36 |
| 23E01 | CONTACT BLOCK NC | £1.66 |
| 23E01D | CONTACT BLOCK NC FASTON | £1.89 |
| 23E01Y7 | CONTACT BLOCK NC GOLD PLATED | £4.99 |
| 23E10 | CONTACT BLOCK NO | £1.66 |
| 23E10D | CONTACT BLOCK NO FASTON | £1.89 |
| 23E10Y7 | CONTACT BLOCK NO GOLD PLATED | £4.99 |
| 23E11 | CONTACT BLOCK NC+NO(234E ONLY) | £2.85 |
| 23EA | LAMPHOLDER 400V MAX | £2.11 |
| 23EB | LAMPHOLDER 400V MAX FASTON | £2.29 |
| 23ECJG | LAMPHOLDER 230V (130V BULB) | £4.36 |
| 23EFB | TRANSFORMER BLOCK 110-12V | £11.87 |
| 23EGA | TRANSFORMER BLOCK 130-6V | £9.21 |
| 23EGB | TRANSFORMER BLOCK 130-12V | £9.21 |
| 23EHA | TRANSFORMER BLOCK 220-6V | £9.88 |
| 23EHB | TRANSFORMER BLOCK 220-12V | £9.88 |
| 23EJA | TRANSFORMER BLOCK 230-6V | £10.78 |
| 23EJB | TRANSFORMER BLOCK 230-12V | £10.78 |
| 23ELA | TRANSFORMER BLOCK 400-6V | £10.78 |
| 23ELB | TRANSFORMER BLOCK 400-12V | £11.29 |
| 23ET | DIODE MODULE | £1.91 |

| | | |
|--------|--------------------------------|--------|
| 23ETT | DIODE MODULE DOUBLE | £2.63 |
| 23EVFB | TRANSFORMER LAMPHOLDER 110-12V | £11.05 |
| 23EVHA | TRANSFORMER LAMPHOLDER 220-6V | £11.05 |
| 23EVJB | TRANSFORMER LAMPHOLDER 240-12V | £11.05 |
| 23EW | TRANSFORMER BLOCK LEGEND BLANK | £0.12 |
| 23EX | EMPTY MODULE | £0.60 |
| 23EY | CONNECTOR MODULE | £2.89 |
| 23S01 | CONTACTBLOCK NC SERIES BPV | £1.59 |
| 23S10 | CONTACTBLOCK NO SERIES BPV | £1.59 |
| 23SA | LAMPHOLDER 400VMAX SERIES BPV | £1.75 |
| 455 | KEY PROFILE 455 (PAIR) | £3.26 |
| 817271 | CAP RED FOR C21AA01 | £0.38 |
| 817272 | CAP GREEN FOR C21AA02 | £0.38 |
| 817273 | CAP BLACK FOR C21AA03 | £0.38 |
| 817274 | CAP YELLOW FOR C21AA04 | £0.38 |
| 817275 | CAP OPAL FOR C21AA05 | £0.38 |
| 817276 | CAP BLUE FOR C21AA06 | £0.38 |
| 817281 | CAP RED FOR C21AB01 | £0.66 |
| 817282 | CAP GREEN FOR C21AB02 | £0.66 |
| 817283 | CAP BLACK FOR C21AB03 | £0.66 |
| 817284 | CAP YELLOW FOR C21AB04 | £0.66 |
| 817285 | CAP OPAL FOR C21AB05 | £0.66 |
| 817286 | CAP BLUE FOR C21AB06 | £0.66 |
| 817331 | CAP RED FOR C20SA10 | £0.33 |
| 817332 | CAP GREEN FOR C20SA20 | £0.33 |
| 817333 | CAP TRANSPARENT FOR C20SA30 | £0.33 |
| 817334 | CAP YELLOW FOR C20SA40 | £0.33 |
| 817335 | CAP OPAL FOR C20SA50 | £0.33 |
| 817336 | CAP BLUE FOR C20SA60 | £0.33 |
| 818261 | CAP RED FOR C21AH10/CH10 | £0.28 |
| 818262 | CAP GREEN FOR C21AH20/CH20 | £0.28 |
| 818263 | CAP TRANSP FOR C21AH30/CH30 | £0.28 |
| 818264 | CAP YELLOW FOR C21AH40/CH40 | £0.28 |
| 818265 | CAP OPAL FOR C21AH50/CH50 | £0.28 |
| 818266 | CAP BLUE FOR C21AH60/CH60 | £0.28 |
| 818271 | CAP RED FOR C21CA01 | £0.38 |
| 818272 | CAP GREEN FOR C21CA02 | £0.38 |
| 818273 | CAP BLACK FOR C21CA03 | £0.38 |
| 818274 | CAP YELLOW FOR C21CA04 | £0.38 |
| 818275 | CAP OPAL FOR C21CA05 | £0.38 |
| 818276 | CAP BLUE FOR C21CA06 | £0.38 |
| 818291 | CAP RED FOR C21AK10/CK10 | £0.30 |
| 818292 | CAP GREEN FOR C21AK20/CK20 | £0.30 |
| 818293 | CAP TRANSP FOR C21AK30/CK30 | £0.30 |
| 818294 | CAP YELLOW FOR C21AK40/CK40 | £0.30 |
| 818295 | CAP OPAL FOR C21AK50/CK50 | £0.30 |
| 818296 | CAP BLUE FOR C21AK60/CK60 | £0.30 |
| 818301 | CAP RED FOR C21CB01 | £0.53 |
| 818302 | CAP GREEN FOR C21CB02 | £0.53 |
| 818303 | CAP BLACK FOR C21CB03 | £0.53 |
| 818304 | CAP YELLOW FOR C21CB04 | £0.53 |
| 818305 | CAP OPAL FOR C21CB05 | £0.53 |
| 818306 | CAP BLUE FOR C21CB06 | £0.53 |
| BC05Q3 | PR12 ENCLOSURE 1-2 CONTACTS | £10.55 |
| BC06Q3 | PR12 ENCLOSURE 3-6 CONTACTS | £10.55 |
| BC07Q3 | PR12 ENCLOSURE 7-10 CONTACTS | £14.46 |

| | | |
|-------------|--------------------------------|--------|
| BF20V | JOYSTICK CONTACT BLOCK | £5.89 |
| BFV0100 | MODULBOX ALUMINIUM 1 HOLE | £26.07 |
| BFV0200 | MODULBOX ALUMINIUM 2 HOLE | £26.46 |
| BFV0300 | MODULBOX ALUMINIUM 3 HOLE | £31.16 |
| BFV0500 | MODULBOX ALUMINIUM 5 HOLE | £35.15 |
| BFVJ0100 | MODULBOX ALUMINIUM 1 HOLE YELL | £26.07 |
| BPV0100 | BPV EMPTY BOX 1 HOLE GREY | £11.55 |
| BPV0200 | BPV EMPTY BOX 2 HOLE GREY | £11.88 |
| BPV0300 | BPV EMPTY BOX 3 HOLE GREY | £12.52 |
| BPV0500 | BPV EMPTY BOX 5 HOLE GREY | £14.81 |
| BPVJ0100 | BPV EMPTY BOX 1 HOLE YELLOW | £11.55 |
| BPVJN11510 | MODULE BOX ASSEMBLY | £28.10 |
| BPVJN120-10 | BPV BOX SPECIAL | £23.52 |
| BX0100 | AUXIBOX EMPTY 1 HOLE GREY | £5.74 |
| BX0100C | BX BOX YELLOW + SPECIAL TEXT | £5.74 |
| BX0100J | AUXIBOX EMPTY 1 HOLE YELLOW | £5.74 |
| BX0200 | AUXIBOX EMPTY 2 HOLE GREY | £6.36 |
| BX0200-BEST | BX2090-20 - BEST REF 15112UK | £19.84 |
| BX0300 | AUXIBOX EMPTY 3 HOLE GREY | £8.19 |
| BX0500 | AUXIBOX EMPTY 5 HOLE GREY | £12.69 |
| BX101-10 | AUXIBOX GREEN PUSH-B "START" | £11.56 |
| BX102-10 | AUXIBOX DIA40MM MUSH-HD "STOP" | £11.95 |
| BX105-10 | AUXIBOX DIA40MM MUSH-HD "STOP" | £14.77 |
| BX105-20 | AUXIBOX DIA40MM MUSH-HD "STOP" | £17.71 |
| BX106-10 | AUXIBOX RED PUSH-B "STOP" | £11.56 |
| BX113-02 | AUXIBOX DIA40MM KEY EN418 | £28.67 |
| BX1161-10 | AUXIBOX DIA48MM MUSH-HD "STOP" | £21.68 |
| BX125-10 | AUXIBOX SEL-SWITCH "ON/OFF" | £14.07 |
| BX126-10 | AUXIBOX KEY-SWITCH "ON/OFF" | £21.45 |
| BX131-01 | AUXIBOX DIA54MM MUSH-HD+FLAG | £22.67 |
| BX131-02 | AUXIBOX DIA54MM MUSH-HD+FLAG | £25.16 |
| BX144-02 | AUXIBOX DIA54mm FLAG EN418 | £25.09 |
| BX145-02 | AUXIBOX DIA54mm FLAG EN418 | £25.09 |
| BX146-02 | AUXIBOX DIA54mm FLAG EN418 | £25.09 |
| BX153-02 | AUXIBOX DIA40MM PULL EN418 | £20.57 |
| BX173-02 | AUXIBOX DIA 40MM TURN EN418 | £20.61 |
| BX201-20 | AUXIBOX 2 PUSH-B "START/STOP" | £17.11 |
| BX304-30 | AUXIBOX 3PUSH-B "UP/DOWN/STOP" | £21.80 |
| BX3088-30 | AUXIBOX 3PUSH-B "UP/DOWN/STOP" | £26.90 |
| C20DQ01 | MUSH-HD DIA29 PULL EN418 RED | £9.64 |
| C20DR01 | MUSH-HD DIA40 PULL EN418 RED | £9.22 |
| C20ER01 | MUSH-HD DIA40 TWIST EN418 RED | £11.39 |
| C20GQ01 | MUSH-HD DIA29 KEY EN418 RED | £17.59 |
| C20GR01 | MUSH-HD DIA40 KEY EN418 RED | £17.33 |
| C20SA10 | LENS RIBBED RED | £1.05 |
| C20SA20 | LENS RIBBED GREEN | £1.05 |
| C20SA30 | LENS RIBBED TRANSP | £1.05 |
| C20SA40 | LENS RIBBED YELLOW | £1.05 |
| C20SA50 | LENS RIBBED OPAL | £1.05 |
| C20SA60 | LENS RIBBED BLUE | £1.05 |
| C20SB10 | LENS CLEAR RED | £1.52 |
| C20SB20 | LENS CLEAR GREEN | £1.52 |
| C20SB30 | LENS CLEAR TRANSP | £1.52 |
| C20SB40 | LENS CLEAR YELLOW | £1.52 |
| C20SB50 | LENS CLEAR OPAL | £1.52 |
| C20SB60 | LENS CLEAR BLUE | £1.52 |

| | | |
|------------|--------------------------------|--------|
| C20UA21 | MUSH-HD DIA54 EN418 FLAG RED | £13.74 |
| C20UA41 | MUSH-HD DIA54 EN418 FLAG RED | £13.74 |
| C20UA42 | MUSH-HD DIA54 EN418 FLAG RED | £13.74 |
| C21AA01 | PUSH-B FLUSH SP-RTN RED | £2.59 |
| C21AA02 | PUSH-B FLUSH SP-RTN GREEN | £2.59 |
| C21AA03 | PUSH-B FLUSH SP-RTN BLACK | £2.59 |
| C21AA04 | PUSH-B FLUSH SP-RTN YELLOW | £2.59 |
| C21AA05 | PUSH-B FLUSH SP-RTN WHITE | £2.59 |
| C21AA06 | PUSH-B FLUSH SP-RTN BLUE | £2.59 |
| C21AA32301 | PUSH-B FLUSH SP-RT GRN "START" | £3.13 |
| C21AA33E01 | PUSH-B BLACK SP-RTN ARROW UP | £3.13 |
| C21AA33F01 | PUSH-B BLACK SP-RTN ARROW DOWN | £3.13 |
| C21AA36315 | PUSH-B FLUSH SP-RT BLUE"RESET" | £3.13 |
| C21AA81 | PUSH-B FLUSH SP-RTN RED "O" | £3.13 |
| C21AA82 | PUSH-B FLUSH SP-RTN GREEN "I" | £3.13 |
| C21AA83 | PUSH-B FLUSH SP-RTN BLACK "I" | £3.13 |
| C21AB01 | PUSH-B NON-FL SP-RTN RED | £2.95 |
| C21AB01A70 | PUSH-B NONFLUSH SP-RTN RED "O" | £3.51 |
| C21AB02 | PUSH-B NON-FL SP-RTN GREEN | £2.95 |
| C21AB03 | PUSH-B NON-FL SP-RTN BLACK | £2.95 |
| C21AB04 | PUSH-B NON-FL SP-RTN YELLOW | £2.95 |
| C21AB05 | PUSH-B NON-FL SP-RTN WHITE | £2.95 |
| C21AB06 | PUSH-B NON-FL SP-RTN BLUE | £2.95 |
| C21AC01 | MUSH-HD DIA29 SP-RTN RED | £3.44 |
| C21AC02 | MUSH-HD DIA29 SP-RTN GREEN | £3.44 |
| C21AC03 | MUSH-HD DIA29 SP-RTN BLACK | £3.44 |
| C21AC04 | MUSH-HD DIA29 SP-RTN YELLOW | £3.44 |
| C21AD01 | MUSH-HD DIA40 SP-RTN RED | £4.34 |
| C21AD02 | MUSH-HD DIA40 SP-RTN GREEN | £4.34 |
| C21AD04 | MUSH-HD DIA40 SP-RTN YELLOW | £4.34 |
| C21AE01 | MUSH HD DIA 70MM SP-RTN RED | £8.88 |
| C21AH10 | PUSH-B FLUSH SP-RTN ILL RED | £2.82 |
| C21AH20 | PUSH-B FLUSH SP-RTN ILL GREEN | £2.82 |
| C21AH30 | PUSH-B FLUSH SP-RTN ILL TRANSP | £2.82 |
| C21AH40 | PUSH-B FLUSH SP-RTN ILL YELLOW | £2.82 |
| C21AH50 | PUSH-B FLUSH SP-RTN ILL OPAL | £2.82 |
| C21AH60 | PUSH-B FLUSH SP-RTN ILL BLUE | £2.82 |
| C21AK10 | PUSH-B NON-FL SP-RTN ILL RED | £3.04 |
| C21AK20 | PUSH-B NON-FL SP-RTN ILL GREEN | £3.04 |
| C21AK30 | PUSH-B NON-FL SP-RTN ILL TRANS | £3.04 |
| C21AK40 | PUSH-B NON-FL SP-RTN ILL YELLO | £3.04 |
| C21AK50 | PUSH-B NON-FL SP-RTN ILL OPAL | £3.04 |
| C21CA01 | PUSH-B FLUSH LATCH RED | £4.96 |
| C21CA02 | PUSH-B FLUSH LATCH GREEN | £4.96 |
| C21CA03 | PUSH-B FLUSH LATCH BLACK | £4.96 |
| C21CA04 | PUSH-B FLUSH LATCH YELLOW | £4.96 |
| C21CA06 | PUSH-B FLUSH LATCH BLUE | £4.96 |
| C21CB01 | PUSH-B NON-FL LATCH RED | £5.13 |
| C21CB02 | PUSH-B NON-FL LATCH GREEN | £5.13 |
| C21CB03 | PUSH-B NON-FL LATCH BLACK | £5.13 |
| C21CB04 | PUSH-B NON-FL LATCH YELLOW | £5.13 |
| C21CB05 | PUSH-B NON-FL LATCH WHITE | £5.13 |
| C21CB06 | PUSH-B NON-FL LATCH BLUE | £5.13 |
| C21CH10 | PUSH-B FLUSH LATCH ILL RED | £6.44 |
| C21CH20 | PUSH-B FLUSH LATCH ILL GREEN | £6.44 |
| C21CH30 | PUSH-B FLUSH LATCH ILL TRANSP | £6.44 |

| | | |
|-----------|--------------------------------|--------|
| C21CH40 | PUSH-B FLUSH LATCH ILL YELLOW | £6.44 |
| C21CH50 | PUSH-B FLUSH LATCH ILL OPAL | £6.44 |
| C21CH60 | PUSH-B FLUSH LATCH ILL BLUE | £6.44 |
| C21CK10 | PUSH-B NON-FL LATCH ILL RED | £6.71 |
| C21CK20 | PUSH-B NON-FL LATCH ILL GREEN | £6.71 |
| C21CK30 | PUSH-B NON-FL LATCH ILL TRANSP | £6.71 |
| C21CK40 | PUSH-B NON-FL LATCH ILL YELLOW | £6.71 |
| C21EC01 | MUSH-HD DIA29 TWIST RED | £5.32 |
| C21EC02 | MUSH-HD DIA29 TWIST GREEN | £5.32 |
| C21EC03 | MUSH-HD DIA29 TWIST BLACK | £5.32 |
| C21EC04 | MUSH-HD DIA29 TWIST YELLOW | £5.32 |
| C21ED01 | MUSH-HD DIA40 TWIST RED | £5.74 |
| C21ED02 | MUSH-HD DIA40 TWIST GREEN | £5.74 |
| C21EL10 | MUSH-HD DIA29 TWIST ILL RED | £5.43 |
| C21GM01 | MUSH-HD DIA40 KEY RED | £12.72 |
| C21GM01B | MUSH-HD DIA40 KEY 1424A RED | £12.72 |
| C21GP01 | MUSH-HD DIA70 KEY RED | £16.56 |
| C21HA01 | PUSH-B ADJUSTABLE RED | £5.21 |
| C21HA02 | PUSH-B ADJUSTABLE GREEN | £5.21 |
| C21HA03 | PUSH-B ADJUSTABLE BLACK | £5.21 |
| C21HA03-G | PUSH-B BLACK (158mm LENGTH) | £6.29 |
| C21HA04 | PUSH-B ADJUSTABLE YELLOW | £5.21 |
| C21HA06 | PUSH-B ADJUSTABLE BLUE | £5.21 |
| C21KA03 | SEL-SWITCH SH 0-1 STABLE | £4.67 |
| C21KB03 | SEL-SWITCH SH 0-1 SP-RTN | £4.67 |
| C21KC03 | SEL-SWITCH SH 0-1 STABLE 45DEG | £4.67 |
| C21KD03 | SEL-SWITCH SH 0-1 SP-RTN 45DEG | £4.67 |
| C21KE03 | SEL-SWITCH SH 0-1 STABLE 90DEG | £4.67 |
| C21KF03 | SEL-SWITCH SH 0-1 STABLE 90DEG | £4.67 |
| C21KG51 | SEL-SWITCH SH 0-1 STABLE RED | £5.58 |
| C21KG52 | SEL-SWITCH SH 0-1 STABLE GREEN | £5.58 |
| C21KG53 | SEL-SWITCH SH 0-1 STABLE BLACK | £5.58 |
| C21KG54 | SEL-SWITCH SH 0-1 STABLE YELLW | £5.58 |
| C21KH51 | SEL-SWITCH SH 0-1 SP-RTN RED | £5.58 |
| C21KH52 | SEL-SWITCH SH 0-1 SP-RTN GREEN | £5.58 |
| C21KH53 | SEL-SWITCH SH 0-1 SP-RTN BLACK | £5.58 |
| C21KP03 | SEL-SWITCH LH 0-1 STABLE | £4.67 |
| C21KQ03 | SEL-SWITCH LH 0-1 SP-RTN | £4.67 |
| C21KS03 | SEL-SWITCH LH 0-1 SP-RTN | £4.67 |
| C21KT03 | SEL-SWITCH LH 0-1 STABLE 90DEG | £4.67 |
| C21KV53 | SEL-SWITCH LH 0-1 STABLE BLACK | £5.58 |
| C21LA00 | KEY-SWITCH 0-1 STABLE KEYOUT 0 | £11.00 |
| C21LA00A | KEY-SWITCH 0-1 STABLE KEY1424A | £11.00 |
| C21LB00 | KEY-SWITCH 0-1 SP-RTN KEYOUT 0 | £11.00 |
| C21LC00 | KEY-SWITCH 0-1 STABLE KEYOUT 0 | £11.00 |
| C21LD00 | KEY-SWITCH 0-1 SP-RTN KEYOUT 0 | £11.00 |
| C21LD00A | KEY-SWITCH 0-1 SP-RTN KEY1424A | £11.00 |
| C21LF00 | KEY-SWITCH 0-1 STAB KEYOUT 0 | £11.00 |
| C21LG00 | KEY-SWITCH 0-1 STAB KEYOUT 0&1 | £11.00 |
| C21LH00 | KEY-SWITCH 0-1 STAB KEYOUT 0&1 | £11.00 |
| C21LK00 | KEY-SWITCH 0-1 STAB KEYOUT 1 | £11.00 |
| C21MA03 | SEL-SWITCH SH 1-0-2 STABLE | £4.67 |
| C21MB03 | SEL-SWITCH SH 1-0-2 SP RTN | £4.67 |
| C21MC03 | SEL-SWITCH SH 1-0-2 SP-RTN 2-0 | £4.67 |
| C21MD03 | SEL-SWITCH SH 1-0-2 SP-RTN12-0 | £4.67 |
| C21ME51 | SEL-SWITCH SH 1-0-2 STABLE RED | £5.58 |

| | | |
|------------|--------------------------------|--------|
| C21ME52 | SEL-SWITCH SH 1-0-2 STABLE GRN | £5.58 |
| C21ME53 | SEL-SWITCH SH 1-0-2 STABLE BLK | £5.58 |
| C21ME56 | SEL-SWITCH SH 1-0-2 STABLE BLU | £5.58 |
| C21MG51 | SEL-SWITCH SH 1-0-2 SP-RTN RED | £5.58 |
| C21MG52 | SEL-SWITCH SH 1-0-2 SP-RTN GRN | £5.58 |
| C21MG53 | SEL-SWITCH SH 1-0-2 SP-RTN BLK | £5.58 |
| C21MH51 | SEL-SWITCH SH 1-0-2 SP-RTN RED | £5.58 |
| C21MH52 | SEL-SWITCH SH 1-0-2 SP-RTN GRN | £5.58 |
| C21MH53 | SEL-SWITCH SH 1-0-2 SP-RTN BLK | £5.58 |
| C21MH54 | SEL-SWITCH SH 1-0-2 SP-RTN YEL | £5.58 |
| C21MK03 | SEL-SWITCH SH 1-0-2 STAB 90DEG | £4.67 |
| C21ML53 | SEL-SWITCH LH 1-0-2 STABLE BLK | £5.58 |
| C21MP53 | SEL-SWITCH LH 1-0-2 SP-RTN | £5.58 |
| C21MR03 | SEL-SWITCH LH 1-0-2 STABLE | £4.67 |
| C21MT03 | SEL-SWITCH LH 1-0-2 SP-RTN2-0 | £4.67 |
| C21MU03 | SEL-SWITCH LH 1-0-2 SP-RTN12-0 | £4.67 |
| C21NA00 | KEY-SWITCH 1-0-2 STAB KEYOUT0 | £11.00 |
| C21NC00 | KEY-SWITCH 1-0-2 SP-RTN 2-0 | £11.00 |
| C21ND00 | KEY-SWITCH 1-0-2 SP-RTN 1&2-0 | £11.00 |
| C21NK00 | KEY-SWITCH 1-0-2 STAB KEY1,0&2 | £11.00 |
| C21PA03 | TOGGLE SWITCH 2 POS STABLE | £9.05 |
| C21PB03 | TOGGLE SWITCH 2 POS SP-RTN | £9.05 |
| C21RA03 | KNOB FOR 22.5MM MOUNT S-HANDLE | £2.88 |
| C21RB03 | KNOB FOR 22.5MM MOUNT L-HANDLE | £2.88 |
| C21RC00 | KNOB FOR 22.5MM MOUNT KEY 1 | £7.66 |
| C21RC00A | KNOB FOR 22.5MM MOUNT 1424A | £7.66 |
| C21RD00 | KNOB FOR 22.5MM MOUNT KEY 4 | £7.66 |
| C21RE00 | KNOB FOR 22.5MM MOUNT KEY 6 | £7.66 |
| C21RF00 | KNOB FOR 22.5MM MOUNT KEY 2 | £7.66 |
| C21RG00 | KNOB FOR 22.5MM MOUNT KEY 3 | £7.66 |
| C21RH00 | KNOB FOR 22.5MM MOUNT KEY 5 | £7.66 |
| C21RJ00 | KNOB FOR 22.5MM MOUNT KEY TYPE | £7.66 |
| C21RL00 | KNOB FOR 22.5MM MOUNT KEY TYPE | £7.66 |
| C21RP03 | BUTTON FOR POTENTIOMETER 22MM | £9.48 |
| C22AA01 | PUSH-B FLUSH SP-RTN RED | £2.18 |
| C22AA02 | PUSH-B FLUSH SP-RTN GREEN | £2.18 |
| C22AA03 | PUSH-B FLUSH SP-RTN BLACK | £2.18 |
| C22AA04 | PUSH-B FLUSH SP-RTN YELLOW | £2.18 |
| C22AA06 | PUSH-B FLUSH SP-RTN BLUE | £2.18 |
| C22AA33E01 | PUSH-B BLACK SP-RTN ARROW UP | £2.72 |
| C22AA33F01 | PUSH-B BLACK SP-RTN ARROW DOWN | £2.72 |
| C22AB01 | PUSH-B NON-FL SP-RTN RED | £2.56 |
| C22AB02 | PUSH-B NON-FL SP-RTN GREEN | £2.56 |
| C22AB03 | PUSH-B NON-FL SP-RTN BLACK | £2.56 |
| C22AH10 | PUSH-B FLUSH SP-RTN ILL RED | £2.43 |
| C22AH20 | PUSH-B FLUSH SP-RTN ILL GREEN | £2.43 |
| C22AH40 | PUSH-B FLUSH SP-RTN ILL YELLOW | £2.43 |
| C22AH50 | PUSH-B FLUSH SP-RTN ILL clear | £2.43 |
| C22AH60 | PUSH-B FLUSH SP-RTN ILL BLUE | £2.43 |
| C22CA01 | PUSH-B FLUSH LATCH RED | £4.95 |
| C22CA02 | PUSH-B FLUSH LATCH GREEN | £4.95 |
| C22CA03 | PUSH-B FLUSH LATCH BLACK | £4.95 |
| C22CA06 | PUSH-B FLUSH LATCH BLUE | £4.95 |
| C22CH10 | PUSH-B FLUSH LATCH ILL RED | £6.24 |
| C22CH20 | PUSH-B FLUSH LATCH ILL GREEN | £6.24 |
| C22EC01 | MUSH-HD DIA29 TWIST RED | £4.92 |

| | | |
|---------|--------------------------------|--------|
| C22HA03 | PUSH-B ADJUSTABLE BLACK | £5.21 |
| C22HA06 | PUSH-B ADJUSTABLE BLUE | £5.21 |
| C22KA03 | SEL-SWITCH SH 0-1 STABLE 10-2 | £4.28 |
| C22KC03 | SEL-SWITCH SH 0-1 STABLE 12-2 | £4.28 |
| C22KE03 | SEL-SWITCH SH 0-1 STABLE 10-2 | £4.28 |
| C22KF03 | SEL-SWITCH SH 0-1 STABLE | £4.28 |
| C22KG51 | SEL-SWITCH SH 0-1 ILL RED | £5.19 |
| C22KG52 | SEL-SWITCH SH 0-1 ILL GREEN | £5.19 |
| C22KG53 | SEL-SWITCH SH 0-1 ILL BLACK | £5.19 |
| C22KG54 | SEL-SWITCH SH 0-1 ILL YELLOW | £5.19 |
| C22KP03 | SEL-SWITCH LH 0-1 STABLE | £4.67 |
| C22KT03 | SEL-SWITCH LH 0-1 STABLE 90DEG | £4.28 |
| C22LA00 | KEY-SWITCH 0-1 STABLE KEYOUT 0 | £10.61 |
| C22LC00 | NYCKELVRED, 2 FASTA LÄGEN | £10.61 |
| C22LD00 | KEY-SWITCH 0-1 SP-RTN 12-2OUT0 | £10.61 |
| C22LF00 | KEY-SWITCH 0-1 STABLE KEYOUT 0 | £10.61 |
| C22MA03 | SEL-SWITCH SH 1-0-2 STABLE | £4.28 |
| C22MC03 | SEL-SWITCH SH 1-0-2 SP-RTN 2-0 | £4.28 |
| C22ME51 | SEL-SWITCH SH 1-0-2 ILL RED | £5.19 |
| C22ME52 | SEL-SWITCH SH 1-0-2 ILL GREEN | £5.19 |
| C22ME53 | SEL-SWITCH SH 1-0-2 ILL BLACK | £5.19 |
| C22ME54 | SEL-SWITCH SH 1-0-2 ILL YELLOW | £5.19 |
| C22MH54 | SEL-SWITCH SH 1-0-2 ILL YELLOW | £5.19 |
| C22MR03 | SEL-SWITCH LH 1-0-2 STABLE | £4.28 |
| C22MU03 | SEL-SWITCH LH 1-0-2 SP-RTN | £4.28 |
| C22NA00 | KEY-SWITCH 1-0-2 STAB KEYOUT0 | £10.61 |
| C22RA03 | KNOB FOR 22.5MM MOUNT S-HANDLE | £2.72 |
| C23AD01 | MUSH-HD DIA40 SP-RTN RED | £3.91 |
| C23AD02 | MUSH-HD DIA40 SP-RTN GREEN | £3.91 |
| C23AD03 | MUSH-HD DIA40 SP-RTN BLACK | £3.91 |
| C23AD04 | MUSH-HD DIA40 SP-RTN YELLOW | £3.91 |
| C23AE01 | MUSH-HD DIA70 SP-RTN RED | £8.50 |
| C23AE03 | MUSH-HD DIA70 SP-RTN BLACK | £8.50 |
| C23ED01 | MUSH-HD DIA40 TWIST RED | £5.34 |
| C23ED02 | MUSH-HD DIA40 TWIST GREEN | £5.34 |
| C23ED03 | MUSH-HD DIA40 TWIST BLACK | £5.34 |
| C23ED04 | MUSH-HD DIA40 TWIST YELLOW | £5.34 |
| C23ED11 | MUSH-HD DIA40 TWIST RED 3 STOP | £6.28 |
| C23EM10 | MUSH-HD DIA40 TWIST ILL RED | £5.48 |
| C26AA06 | PUSH-B FLUSH SP-RTN BLUE | £2.59 |
| C28DD01 | MUSH-HD DIA40 PULL RED | £5.84 |
| C28DL10 | MUSH-HD DIA29 PULL ILL RED | £5.89 |
| C28DM10 | MUSH-HD DIA40 PULL ILLUMIN RED | £6.18 |
| C28DW01 | MUSH-HD DIA40 PULL EN418 RED | £7.88 |
| F24AA01 | SUPER FLUSH PB RED | £6.84 |
| F24AA02 | SUPER FLUSH PB GREEN | £6.84 |
| F24AA03 | SUPER FLUSH PB BLACK | £6.84 |
| F24AA04 | SUPER FLUSH PB YELLOW | £6.84 |
| F24AH10 | SUPER FLUSH PB ILL RED | £5.31 |
| F24AH20 | SUPER FLUSH PB ILL GREEN | £5.31 |
| F24AH30 | SUPER FLUSH PB ILL TRANSP | £5.31 |
| F24AH40 | SUPER FLUSH PB ILL YELLOW | £5.31 |
| F24AH50 | SUPER FLUSH PB ILL WHITE | £5.31 |
| F24AH60 | SUPER FLUSH PB ILL BLUE | £5.31 |
| F24SA10 | SUPER FLUSH INDICATOR RED | £5.59 |
| F24SA20 | SUPER FLUSH INDICATOR GREEN | £5.59 |

| | | |
|--------------|------------------------------|-------|
| F24SA30 | SUPER FLUSH INDICATOR TRANSP | £5.59 |
| F24SA40 | SUPER FLUSH INDICATOR YELLOW | £5.59 |
| F24SA50 | SUPER FLUSH INDICATOR WHITE | £5.59 |
| F24SA60 | SUPER FLUSH INDICATOR BLUE | £5.59 |
| IA1 | TEXT PLATE BLANK RED | £0.15 |
| IA1-ENGRAVED | TEXT PLATE CUSTOM ENGRAVED | £0.53 |
| IA3 | TEXT PLATE BLANK BLACK | £0.15 |
| IA3-ENGRAVED | TEXT PLATE CUSTOM ENGRAVED | £0.53 |
| IA7 | TEXT PLATE BLANK TRANSPARENT | £0.15 |
| IA9 | TEXT PLATE BLANK ALUMINIUM | £0.15 |
| IA9-081 | IA9 TEXT PLATE "0-1" | £0.32 |
| IA9-091 | IA9 TEXT PLATE "I-0-II" | £0.32 |
| IA9-093 | IA9 TEXT PLATE "0-1-START" | £0.32 |
| IA9-301 | IA9 TEXT PLATE "START" | £0.32 |
| IA9-302 | IA9 TEXT PLATE "STOP" | £0.32 |
| IA9-303 | IA9 TEXT PLATE "ON" | £0.32 |
| IA9-304 | IA9 TEXT PLATE "OFF" | £0.32 |
| IA9-305 | IA9 TEXT PLATE "FORWARD" | £0.32 |
| IA9-306 | IA9 TEXT PLATE "REVERSE" | £0.32 |
| IA9-309 | IA9 TEXT PLATE "SLOW" | £0.32 |
| IA9-310 | IA9 TEXT PLATE "FAST" | £0.32 |
| IA9-313 | IA9 TEXT PLATE "OPEN" | £0.32 |
| IA9-314 | IA9 TEXT PLATE "CLOSE" | £0.32 |
| IA9-315 | IA9 TEXT PLATE "RESET" | £0.32 |
| IA9-327 | IA9 TEXT PLATE "RUN" | £0.32 |
| IA9-328 | IA9 TEXT PLATE "JOG" | £0.32 |
| IA9-3326 | IA9 TEXT PLATE "RUNNING" | £0.32 |
| IA9-3327 | IA9 TEXT PLATE "TRIPPED" | £0.32 |
| IA9-513 | IA9 TEXT PLATE "AUTO" | £0.32 |
| IA9-521 | IA9 TEXT PLATE "ALARM" | £0.32 |
| IA9-524 | IA9 TEXT PLATE "HAND" | £0.32 |
| IA9-ENGRAVED | TEXT PLATE CUSTOM ENGRAVED | £0.54 |
| IB1 | TEXTPLATE BLANK RED | £0.30 |
| IB3 | TEXTPLATE BLANK BLACK | £0.30 |
| IB7 | TEXTPLATE BLANK TRANSPARENT | £0.30 |
| IB9 | TEXTPLATE BLANK ALUMINIUM | £0.30 |
| IB9-081 | IB9 TEXT PLATE "0-1" | £0.44 |
| IB9-091 | IB9 TEXT PLATE "I-0-II" | £0.44 |
| IB9-093 | IB9 TEXT PLATE "0-1-START" | £0.44 |
| IB9-301 | IB9 TEXT PLATE "START" | £0.44 |
| IB9-302 | IB9 TEXT PLATE "STOP" | £0.44 |
| IB9-303 | IB9 TEXT PLATE "ON" | £0.44 |
| IB9-304 | IB9 TEXT PLATE "OFF" | £0.44 |
| IB9-315 | IB9 TEXT PLATE "RESET" | £0.44 |
| IB9-328 | IB9 TEXT PLATE "JOG" | £0.44 |
| IB9-513 | IB9 TEXT PLATE "AUTO" | £0.44 |
| IB9-521 | IB9 TEXT PLATE "ALARM" | £0.44 |
| IB9-524 | IB9 TEXT PLATE "HAND" | £0.44 |
| IB9-583 | IB9 TEXT PLATE "HAND-AUTO" | £0.44 |
| IB9-591 | IB9 TEXT PLATE "HAND-0-AUTO" | £0.44 |
| IB9-ENGRAVED | TEXTPLATE CUSTOM ENGRAVED | £0.70 |
| IE1 | TEXTPLATE BLANK RED | £0.37 |
| IE1-ENGRAVED | TEXTPLATE CUSTOM ENGRAVED | £0.70 |
| IE3 | TEXTPLATE BLANK BLACK | £0.37 |
| IE7 | TEXTPLATE BLANK TRANSPARENT | £0.37 |
| IE9 | TEXTPLATE BLANK ALUMINIUM | £0.37 |

| | | |
|--------------|--------------------------------|--------|
| IE9-ENGRAVED | TEXTPLATE CUSTOM ENGRAVED | £0.70 |
| IF7 | FUNCTION LABEL TRANSP BLANK | £0.49 |
| IF9 | FUNCTION LABEL ALUMINIUM BLANK | £0.49 |
| IF9-1320 | FUNCTION LABEL "PUMP" | £0.60 |
| IF9-1550 | FUNCTION LABEL "HEATER" | £0.60 |
| IF9-1577 | FUNCTION LABEL "MOTOR" | £0.60 |
| IF9-1587 | FUNCTION LABEL "FAN" | £0.60 |
| IF9-1588 | FUNCTION LABEL "LIGHTS" | £0.60 |
| IF9-1589 | FUNCTION LABEL "COOLING" | £0.60 |
| IF9-1590 | FUNCTION LABEL "CONVEYOR" | £0.60 |
| IF9-2346 | FUNCTION LABEL "VOLTMETER" | £0.60 |
| IF9-2361 | FUNCTION LABEL "AMMETER" | £0.60 |
| IF9-350 | FUNCTION LABEL "MAINSWITCH" | £0.60 |
| IF9-ENGRAVED | FUNCTION LABEL CUSTOM ENGRAVED | £0.97 |
| M11 | JOYSTICK CONTACT BLOCK | £5.63 |
| M2A | JOYSTICK 2 POSITION SP-RTN | £22.08 |
| M2S | JOYSTICK 2 POSITION | £22.03 |
| M2T | JOYSTICK 2 POSITION SP-RTN | £22.03 |
| MUTEBOX-M | LIGHTGAURD MUTE BOX METAL | £61.14 |
| MUTEBOX-P | LIGHTGAURD MUTE BOX PLASTIC | £42.50 |
| RESETBOX-M | LIGHTGAURD RESET BOX METAL | £36.34 |
| RESETBOX-P | LIGHTGAURD RESET BOX PLASTIC | £21.82 |
| S20JA10C | PILOTLIGHT 230V BULB INC RED | £3.80 |
| S20JA20C | PILOTLIGHT 230V BULB INC GREEN | £3.80 |
| S20JA30C | PILOTLIGHT 230V BULB INC TRANS | £3.80 |
| S20JA40C | PILOTLIGHT 230V BULB INC YELLO | £3.80 |
| S20JA50C | PILOTLIGHT 230V BULB INC OPAL | £3.80 |
| S20JA60C | PILOTLIGHT 230V BULB INC BLUE | £3.80 |
| S20SA10 | PILOTLIGHT 400V BULB EXC RED | £2.13 |
| S20SA20 | PILOTLIGHT 400V BULB EXC GREEN | £2.13 |
| S20SA30 | PILOTLIGHT 400V BULB EXC TRANS | £2.13 |
| S20SA40 | PILOTLIGHT 400V BULB EXC YELLO | £2.13 |
| S20SA50 | PILOTLIGHT 400V BULB EXC OPAL | £2.13 |
| S20SA60 | PILOTLIGHT 400V BULB EXC BLUE | £2.13 |
| T10SA10 | LAMP LENS RED (30mm) | £1.96 |
| T10SA20 | LAMP LENS GREEN (30mm) | £1.96 |
| T10SA30 | LAMP LENS TRANSPARENT (30mm) | £1.96 |
| T10SA40 | LAMP LENS YELLOW (30mm) | £1.96 |
| T10SA50 | LAMP LENS WHITE (30mm) | £1.96 |
| T10SA70 | LAMP LENS ORANGE (30mm) | £1.96 |
| T11AD03 | MUSHROOM SP-RTN BLACK (30mm) | £5.53 |
| T11HA04 | PUSHBUTTON RESET YELLOW (30mm) | £5.97 |
| T14AA01 | PUSHBUTTON SP-RTN RED (30mm) | £5.74 |
| T14AA02 | PUSHBUTTON SP-RTN GREEN (30mm) | £5.74 |
| T14AA03 | PUSHBUTTON SP-RTN BLACK (30mm) | £5.74 |
| T14AA04 | PUSHBUTTON SP-RTN YELLOW 30mm | £5.74 |
| T14AA05 | PUSHBUTTON SP-RTN WHITE 30mm | £5.74 |
| T14ED01 | MUSH-HD DIA40MM TWIST (30mm) | £9.27 |
| T14GM01B | MUSHROOM HEAD SPEC KEY (30MM) | £24.85 |
| T14HA03 | PUSHBUTTON RESET BLACK (30mm) | £7.23 |
| T14KA03 | SEL-SW SH 0-1 STAB 45DEG(30mm) | £8.37 |
| T14KF03 | SEL-SW SH 0-1 STAB 90DEG(30mm) | £8.36 |
| T14KR03 | SEL-SW LH 0-1 STAB 45DEG(30mm) | £8.37 |
| T14MR03 | SEL-SW LH 1-0-2 STABLE (30mm) | £8.37 |
| T15SA10 | PILOT LIGHT RED (30mm) | £3.15 |
| T15SA40 | PILOT LIGHT YELLOW (30mm) | £3.15 |

| | | |
|----------|--------------------------------|--------|
| T15SA50 | PILOT LIGHT WHITE (30mm) | £3.15 |
| T15SA60 | PILOT LIGHT BLUE (30mm) | £3.15 |
| T15SA70 | PILOT LIGHT ORANGE (30mm) | £3.15 |
| T16AA02 | PUSHBUTTON SP-RTN GREEN (30mm) | £4.82 |
| T16AA03 | PUSHBUTTON SP-RTN BLACK (30mm) | £4.82 |
| T16AA05 | PUSHBUTTON SP-RTN WHITE (30mm) | £4.82 |
| T16AA06 | PUSHBUTTON SP-RTN BLUE (30mm) | £4.82 |
| T16AB01 | PUSHBUTTON SP-RTN RED (30mm) | £4.73 |
| T16AB03 | PUSHBUTTON SP-RTN BLACK (30mm) | £4.73 |
| T16ED01 | MUSH-HD DIA40 TWIST RED (30mm) | £6.91 |
| T16KF03 | SEL-SW SH 0-1 STAB 90DEG(30mm) | £8.34 |
| T16LF00 | KEYSWITCH (30mm) | £17.35 |
| UE05 | LEGEND PLATE | £0.84 |
| UE07 | LEGEND PLATE | £1.75 |
| V10DV01 | MUSH-HD DIA48 PULL EN418 RED | £12.68 |
| V42AA01 | PUSH-B SQR FLUSH SP-RTN RED | £2.84 |
| V42AA02 | PUSH-B SQR FLUSH SP-RTN GREEN | £2.84 |
| V42AB01 | PUSH-B SQR NON-FL SP-RTN RED | £3.10 |
| V42AB03 | PUSH-B SQR NON-FL SP-RTN BLACK | £3.10 |
| V62B051 | TRIPLETOUCH ARROW UP/DOWN/STOP | £7.43 |
| V62B052 | TRIPLETOUCH ARROW UP/DOWN/STOP | £7.43 |
| V62B053 | TRIPLETOUCH ARROW UP/DOWN/STOP | £7.43 |
| V62B055 | TRIPLETOUCH I/STOP/II | £7.42 |
| V62QA02 | TWNPUSH 1-0 GRN-RED | £4.69 |
| V62QA05 | TWNPUSH 1-0 WHT-BLK | £4.72 |
| V62QA11 | TWNPUSH ARROW UP/DOWN GRN | £4.69 |
| V62QA33C | TWNPUSH ARROW UP/DOWN BLACK | £4.69 |
| V62QB02 | TWNPUSH 1-0 GRN-RED(PROJ) | £5.05 |
| V62QH02 | TWNPUSH 1-0 GRN-RED + IND | £5.93 |
| V62QH05 | TWNPUSH 1-0 WHT-BLK + IND | £5.96 |
| V62QK02 | TWNPUSH 1-0 GRN-RED(PROJ)+IND | £6.28 |
| WA0201 | BULB EXTRACTOR | £2.74 |
| WA0203 | PUSH-B SILICON SHROUD RED | £1.47 |
| WA0204 | PUSH-B SILICON SHROUD GREEN | £1.47 |
| WA0205 | PUSH-B SILICON SHROUD BLACK | £1.47 |
| WA0206 | PUSH-B SILICON SHROUD YELLOW | £1.47 |
| WA0209 | PUSH-B ANTI ROTATION RING | £0.14 |
| WA0215 | BLANKING PLUG 22.5MM GREY | £1.47 |
| WA0219 | ADAPTOR FOR 22.5MMPB,30MM HOLE | £0.99 |
| WA0223 | TWNPUSH SILICON SHROUD (PROJ) | £2.23 |
| WA0224 | TWNPUSH SILICON SHROUD | £2.23 |
| WA0225 | EXTENDED BEZEL | £2.09 |
| WA0226 | PUSH-B PADLOCKABLE CAP | £5.82 |
| WA0227 | PUSH-B SILICON SHROUD BLUE | £1.47 |
| WA0228 | PUSH-B SILICON SHROUD TRANSP | £1.47 |
| WA0229 | BLANKING PLUG 22.5MM BLACK | £1.47 |
| WA0230 | SQUARE BEZEL FOR 22MM BUTTON | £0.21 |
| WA0234 | PUSH-B FIXING TOOL | £1.98 |
| WA0235 | PUSH-B FIXING TOOL SPARE KEY | £0.50 |
| WA0238 | PUSHBUTTON DIN RAIL ADAPTOR | £2.23 |
| WDF220 | NEON BA9S 220V GREEN | £0.76 |
| WDG024 | LED-LAMP BA9S 24V GREEN | £2.92 |
| WDL006 | LAMP BA9S 6V 1.1W | £0.43 |
| WDL012 | LAMP BA9S 12V 2W | £0.48 |
| WDL030 | LAMP BA9S 30V 2W | £0.54 |
| WDL048 | LAMP BA9S 48V 2W | £0.65 |

| | | |
|-----------|--------------------------------|-------|
| WDL060 | LAMP BA9S 60V 2W | £0.74 |
| WDL130 | LAMP BA9S 130V 2W | £0.81 |
| WDN220 | NEON BA9S 220V | £0.48 |
| WDR024 | LED LAMP BA9S 24V RED | £2.92 |
| WDY024 | LED LAMP BA9S 24V YELLOW | £2.92 |
| WE00-300 | DIA 80 "EMERGENCY STOP" YELLOW | £2.21 |
| WE11 | TEXTPLATE BLANK BLACK | £0.70 |
| WE11-091 | WE11 TEXT PLATE "I-0-II" | £0.85 |
| WE11-302 | WE11 TEXT PLATE "STOP" | £0.85 |
| WE11-303 | WE11 TEXT PLATE "ON" | £0.85 |
| WE11-304 | WE11 TEXT PLATE "OFF" | £0.85 |
| WE11-305 | WE11 TEXT PLATE "FORWARD" | £0.85 |
| WE11-306 | WE11 TEXT PLATE "REVERSE" | £0.85 |
| WE11-308 | WE11 TEXT PLATE "LOWER" | £0.85 |
| WE11-309 | WE11 TEXT PLATE "SLOW" | £0.85 |
| WE11-310 | WE11 TEXT PLATE "FAST" | £0.85 |
| WE11-311 | WE11 TEXT PLATE "LEFT" | £0.85 |
| WE11-312 | WE11 TEXT PLATE "RIGHT" | £0.85 |
| WE11-313 | WE11 TEXT PLATE "OPEN" | £0.85 |
| WE11-314 | WE11 TEXT PLATE "CLOSE" | £0.85 |
| WE11-315 | WE11 TEXT PLATE "RESET" | £0.85 |
| WE11-327 | WE11 TEXT PLATE "RUN" | £0.85 |
| WE11-328 | WE11 TEXT PLATE "JOG" | £0.85 |
| WE11-335 | WE11 TEXT PLATE "UP" | £0.85 |
| WE11-336 | WE11 TEXT PLATE "DOWN" | £0.85 |
| WE11-512 | WE11 TEXT PLATE "START" | £0.85 |
| WE11-513 | WE11 TEXT PLATE "AUTO" | £0.85 |
| WE11-521 | WE11 TEXT PLATE "ALARM" | £0.85 |
| WE11-524 | WE11 TEXT PLATE "HAND" | £0.85 |
| WE11-583 | WE11 TEXT PLATE "HAND-AUTO" | £0.85 |
| WE11-591 | WE11 TEXT PLATE "HAND-0-AUTO" | £0.85 |
| WE12 | TEXTPLATE BLANK RED | £0.70 |
| WE13 | TEXTPLATE BLANK ALUMINIUM | £0.70 |
| WE14 | TEXTPLATE BLANK YELLOW | £0.70 |
| WE15 | WE15 INSERT - BLANK | £0.36 |
| WE15-2300 | WE15 INSERT - ON/OFF | £0.56 |
| WE15-2301 | WE15 INSERT - PRE STEAM | £0.56 |
| WE15-2303 | WE15 INSERT - FINAL STEAM | £0.56 |
| WE15-2946 | WE15 INSERT - TIMER SYMBOL | £0.56 |
| WE15-301 | WE15 INSERT "START" | £0.56 |
| WE15-302 | WE15 INSERT "STOP" | £0.56 |
| WE15-303 | WE15 INSERT "ON" | £0.56 |
| WE15-304 | WE15 INSERT "OFF" | £0.56 |
| WE15-305 | WE15 INSERT "FORWARD" | £0.56 |
| WE15-306 | WE15 INSERT "REVERSE" | £0.56 |
| WE15-307 | WE15 INSERT "RAISE" | £0.56 |
| WE15-308 | WE15 INSERT "LOWER" | £0.56 |
| WE15-310 | WE15 INSERT "FAST" | £0.56 |
| WE15-313 | WE15 INSERT "OPEN" | £0.56 |
| WE15-314 | WE15 INSERT "CLOSE" | £0.56 |
| WE15-315 | WE15 INSERT "RESET" | £0.56 |
| WE15-327 | WE15 INSERT "RUN" | £0.56 |
| WE15-330 | WE15 INSERT "POWER ON" | £0.56 |
| WE15-3307 | WE15 INSERT "INDEX UP" | £0.56 |
| WE15-3308 | WE15 INSERT "INDEX DOWN" | £0.56 |
| WE15-335 | WE15 INSERT "UP" | £0.56 |

| | | |
|----------|--------------------------------|-------|
| WE15-336 | WE15 INSERT "DOWN" | £0.56 |
| WE15-512 | WE15 INSERT "START" | £0.56 |
| WE15-513 | WE15 INSERT "AUTO" | £0.56 |
| WE15-521 | WE15 INSERT "ALARM" | £0.56 |
| WE15-524 | WE15 INSERT "HAND" | £0.56 |
| WE15-A01 | WE15 INSERT - ARROW UP 90 DEG | £0.56 |
| WE15-A28 | WE15 INSERT "+" | £0.56 |
| WE15-A29 | WE15 INSERT "-" | £0.56 |
| WE15-A69 | WE15 INSERT "I" | £0.56 |
| WE15-A70 | WE15 INSERT "O" | £0.56 |
| WE15-A71 | WE15 INSERT - ON/OFF SYMBOL | £0.56 |
| WE15-B62 | WE15 INSERT - ARROW UP 45 DEG | £0.56 |
| WE15-C01 | WE15 INSERT - STEAM TAP SYMBOL | £0.56 |
| WE16 | DIA 60MM YELLOW PLATE BLANK | £2.10 |
| WE16-300 | DIA 60 "EMERGENCY STOP" YELLOW | £2.23 |
| WE18 | WE18 INSERT - BLANK | £0.36 |
| WE18-303 | WE18 INSERT "ON" | £0.56 |
| WE18-304 | WE18 INSERT "OFF" | £0.56 |
| WE18-314 | WE18 INSERT "CLOSE" | £0.56 |
| WE18-315 | WE18 INSERT "RESET" | £0.56 |
| WE18-327 | WE18 INSERT "RUN" | £0.56 |
| WE18-330 | WE18 INSERT "POWER ON" | £0.56 |
| WE18-513 | WE18 INSERT "AUTO" | £0.56 |
| WE18-521 | WE18 INSERT "ALARM" | £0.56 |
| WE18-524 | WE18 INSERT "HAND" | £0.56 |
| WE7 | LEGEND PLATE 48X48 | £1.51 |
| WG3 | LEGEND PLATE FRAME TYPE IB | £0.39 |
| WKS024 | SUPERFLUSH ADAPTOR 30MM HOLE | £4.25 |
| WP3 | LEGEND PLATE FRAME TYPE IA | £0.30 |
| WP33301 | MODULBOX LEGEND PLATE "START" | £0.59 |
| WP33302 | MODULBOX LEGEND PLATE "STOP" | £0.59 |
| WP4 | LEGEND PLATE FRAME TYPE IA | £0.43 |
| WP5 | LEGEND PLATE FRAME TYPE IE | £0.30 |
| WP6 | LEGEND PLATE FRAME TYPE IE | £0.43 |
| Z1AA1 | AUXIBOX 2 x N/C FRONT MOUNT | £4.23 |
| Z1AX1 | AUXIBOX NC CONTACT FRONT MOUNT | £2.62 |
| Z3XD5 | AUXIBOX LAMPHOLDER 400V MAX | £3.14 |
| Z5XE5 | AUXIBOX LAMPHOLD 230V 130VLAMP | £8.48 |
| ZA5 | AUXIBOX CONTACTBLOCK NC | £2.49 |
| ZB5 | AUXIBOX CONTACTBLOCK NO | £2.49 |

EBT LED's 2001

| ITEM NO. | DESCRIPTION | SALE PRICE 01 |
|-----------------|--------------------------------|----------------------|
| LED24R | Star Led 24V AC/DC Red | £2.70 |
| LED24G | Star Led 24V AC/DC Green | £3.99 |
| LED24Y | Star Led 24V AC/DC Yellow | £2.70 |
| LED24B | Star Led 24V AC/DC Blue | £3.99 |
| LED24W | Star Led 24V AC/DC White | £3.99 |
| LED130R | Star Led 115V AC Red | £2.92 |
| LED130G | Star Led 115V AC Green | £4.21 |
| LED130Y | Star Led 115V AC Yellow | £2.92 |
| LED130B | Star Led 115V AC Blue | £4.21 |
| LED130W | Star Led 115V AC White | £4.21 |
| LED230R | Star Led 230V AC Red | £2.92 |
| LED230G | Star Led 230V AC Green | £4.21 |
| LED230Y | Star Led 230V AC Yellow | £2.92 |
| LED230B | Star Led 230V AC Blue | £4.21 |
| LED230W | Star Led 230V AC White | £4.21 |
| MLED24R | Mega Star Led 24V AC/DC Red | £5.14 |
| MLED24G | Mega Star Led 24V AC/DC Green | £8.31 |
| MLED24Y | Mega Star Led 24V AC/DC Yellow | £5.14 |
| MLED24B | Mega Star Led 24V AC/DC Blue | £8.31 |
| MLED24W | Mega Star Led 24V AC/DC White | £8.31 |
| MLED130R | Mega Star Led 115V AC Red | £5.94 |
| MLED130G | Mega Star Led 115V AC Green | £9.18 |
| MLED130Y | Mega Star Led 115V AC Yellow | £5.94 |
| MLED130B | Mega Star Led 115V AC Blue | £9.18 |
| MLED130W | Mega Star Led 115V AC White | £9.18 |
| MLED230R | Mega Star Led 230V AC Red | £5.94 |
| MLED230G | Mega Star Led 230V AC Green | £9.18 |
| MLED230Y | Mega Star Led 230V AC Yellow | £5.94 |
| MLED230B | Mega Star Led 230V AC Blue | £9.18 |
| MLED230W | Mega Star Led 230V AC White | £9.18 |